


**ZET**  
R e d ü k t ö r



**Konik Helisel Dişli Redüktörler**  
*Cast Iron Helical Bevel Gearboxes*



**02**  
**2024**

**De-Monte edilebilir kapak**  
**Removable inspection cover**

**Dişliler**  
Isıl işlem görmüş ve hassas profil taşlanmıştır.

**Gears**  
Hardened and ground gears

**Tek Parça Alüminyum Alaşımli Gövde**

MIL-STD 276 standardına göre üretilmiş gövde için herhangi bir ikincil yüzey işlemine gerek yoktur. Yüzeyler boyanabilir.

**Alloy housing**

Is vacuum impregnated (MIL-STD 276) for protection and sealing. No secondary finish required but readily accepts paint.

**Tek Parça Döküm Gövde**  
**Single-piece Cast Iron Housing**

**Flanş**  
Tüm giriş flanşları IEC standardına uygundur.

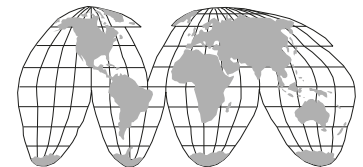

**Flange**  
Fully modular to IEC and Compact integrated motor.  
NEMA C flange

**Tek Parça Döküm Gövde**

Hafif gövde yapısı ve yüksek mukavemet birlikte sunulmaktadır.  
Yüksek hassasiyette işlenmiştir.

**Cast Iron housing**

With high tensile strength. Precision machined for alignment of bearings and gearing



**Yaygın Satış Ağı**  
World wide sales network.

# Konik Helisel Dişli Redüktörler / Helical-Bevel Gearboxes

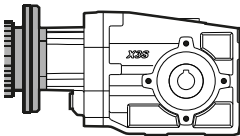
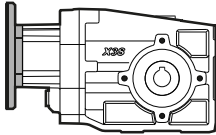
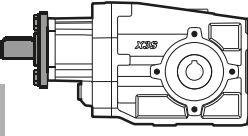
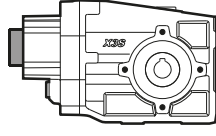
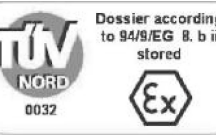
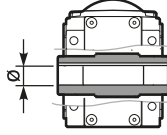
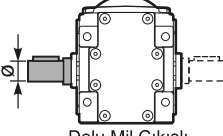
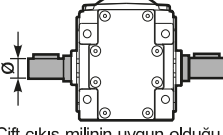
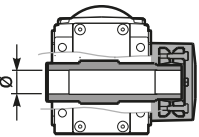
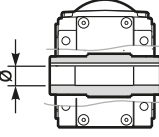
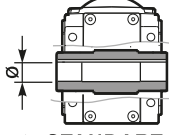
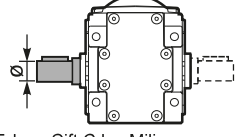
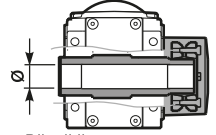
Sayfa / On page



Tip / Types →

8	10	12	14	16	18	20	22	24	26
X73C 675Nm	X74C 675Nm	X83C 1000Nm	X84C 1000Nm	X93C 1600Nm	X94C 1650Nm	X103 3000Nm	X104 3000Nm	X113 4500Nm	X114 4600Nm

## NASIL SİPARİŞ EDİLİR / HOW TO ORDER

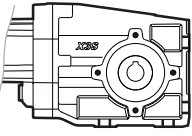
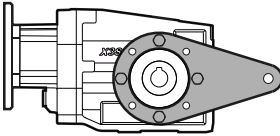
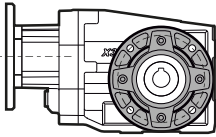
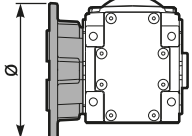
Tip / Type	Gövde Büyüklüğü / Size	Montaj Şekli / Mounting	Tahvil- Ratio	Çıkış Mili / Output shaft																																																																		
<p><b>M</b></p> <p>Konik Helisel Dişli Redüktörler Helical-bevel gear</p>  <p>IEC motorlu <b>M</b></p>  <p>Motor Flanşlı <b>P</b></p>  <p>Dolu Mil girişli <b>R</b></p>  <p>Temel Redüktör <b>B</b></p> 	<p><b>X103</b></p> <p>3 Kademe Stages   4 Kademe Stages</p> <p>Döküm gövde Cast Iron</p> <p><b>X93C</b> <b>X103</b> <b>X113</b></p> <p><b>X94C</b> <b>X104</b> <b>X114</b></p>	<p><b>C</b></p>  <p>Delik Mil Çıkışı <b>C</b></p>  <p>Dolu Mil Çıkışı <b>A</b></p>  <p>Çift çıkış milinin uygun olduğu tipler 113/4C, 133/4C ve X93/4C <b>B</b></p>  <p>Sıkma Bileziği (Yalnızca DX yönünde) <b>D</b></p> <p>Taleplerinizi adet bilgisi ile birlikte iletiniz. Only on request for Q.ty</p>  <p>Paslanmaz mil çıkışı <b>I</b></p> <p>Paslanmaz mil çıkışı Stainless steel hub</p> <p>Taleplerinizi adet bilgisi ile birlikte iletiniz. Only on request for Q.ty</p>	<p><b>4.83</b></p> <p>Ölçü sayfalarına bakınız See technical data table</p>	<p><b>-A</b></p>  <p>→ <b>STANDART</b> Delik Mil Çıkışı</p> <table border="1"> <tr> <td>X22S</td> <td>113C 114C</td> </tr> <tr> <td><b>-A</b> ⇨ <math>\varnothing 18</math></td> <td><b>-F</b> ⇨ <math>\varnothing 40</math></td> </tr> <tr> <td><b>-B</b> ⇨ <math>\varnothing 20</math></td> <td><b>-G</b> ⇨ <math>\varnothing 42</math></td> </tr> <tr> <td>X32S X33S</td> <td>133C 134C</td> </tr> <tr> <td><b>-B</b> ⇨ <math>\varnothing 20</math></td> <td><b>-F</b> ⇨ <math>\varnothing 40</math></td> </tr> <tr> <td><b>-C</b> ⇨ <math>\varnothing 25</math></td> <td><b>-H</b> ⇨ <math>\varnothing 45</math></td> </tr> <tr> <td>X42A X43A</td> <td>X93C X94C</td> </tr> <tr> <td><b>-C</b> ⇨ <math>\varnothing 25</math></td> <td><b>-H</b> ⇨ <math>\varnothing 45</math></td> </tr> <tr> <td><b>-D</b> ⇨ <math>\varnothing 30</math></td> <td><b>-J</b> ⇨ <math>\varnothing 50</math></td> </tr> <tr> <td>X52A X53A</td> <td>X103 X104</td> </tr> <tr> <td><b>-D</b> ⇨ <math>\varnothing 30</math></td> <td><b>-K</b> ⇨ <math>\varnothing 60</math></td> </tr> <tr> <td><b>-E</b> ⇨ <math>\varnothing 35</math></td> <td>X113 X114</td> </tr> <tr> <td>X62A X63A</td> <td><b>-T</b> ⇨ <math>\varnothing 70</math></td> </tr> <tr> <td><b>-E</b> ⇨ <math>\varnothing 35</math></td> <td></td> </tr> <tr> <td><b>-F</b> ⇨ <math>\varnothing 40</math></td> <td></td> </tr> </table>  <p>Tek ve Çift Çıkış Mili</p> <table border="1"> <tr> <td><b>-I</b></td> <td>X22S X32/3S ⇨ <math>\varnothing 20</math></td> </tr> <tr> <td><b>-L</b></td> <td>X32/3S X42/3A ⇨ <math>\varnothing 25</math></td> </tr> <tr> <td><b>-M</b></td> <td>X52/3A ⇨ <math>\varnothing 30</math></td> </tr> <tr> <td><b>-N</b></td> <td>X52/3A X62/3A ⇨ <math>\varnothing 35</math></td> </tr> <tr> <td><b>-V</b></td> <td>113/4C ⇨ <math>\varnothing 40^*</math></td> </tr> <tr> <td><b>-O</b></td> <td>113/4C ⇨ <math>\varnothing 42^*</math></td> </tr> <tr> <td><b>-P</b></td> <td>133/4C ⇨ <math>\varnothing 45^*</math></td> </tr> <tr> <td><b>-1</b></td> <td>X93/4C ⇨ <math>\varnothing 50^*</math></td> </tr> <tr> <td><b>-3</b></td> <td>X103/4 ⇨ <math>\varnothing 60^*</math></td> </tr> <tr> <td><b>-5</b></td> <td>X113/4 ⇨ <math>\varnothing 70^*</math></td> </tr> </table> <p><b>Çift çıkış mili opsiyonu</b></p>  <p>Sıkma Bilezikli</p> <table border="1"> <tr> <td><b>-U</b></td> <td>X22S X32/3S ⇨ <math>\varnothing 20</math></td> </tr> <tr> <td><b>-Q</b></td> <td>X42/3A ⇨ <math>\varnothing 30</math></td> </tr> <tr> <td><b>-R</b></td> <td>X52/3A ⇨ <math>\varnothing 35</math></td> </tr> <tr> <td><b>-S</b></td> <td>X62/3A 113/4C ⇨ <math>\varnothing 40</math></td> </tr> <tr> <td><b>-6</b></td> <td>133/4C ⇨ <math>\varnothing 45</math></td> </tr> <tr> <td><b>-7</b></td> <td>X93/4C ⇨ <math>\varnothing 50</math></td> </tr> <tr> <td><b>-8</b></td> <td>X103/4 ⇨ <math>\varnothing 65</math></td> </tr> <tr> <td><b>-9</b></td> <td>X113/4 ⇨ <math>\varnothing 75</math></td> </tr> </table>	X22S	113C 114C	<b>-A</b> ⇨ $\varnothing 18$	<b>-F</b> ⇨ $\varnothing 40$	<b>-B</b> ⇨ $\varnothing 20$	<b>-G</b> ⇨ $\varnothing 42$	X32S X33S	133C 134C	<b>-B</b> ⇨ $\varnothing 20$	<b>-F</b> ⇨ $\varnothing 40$	<b>-C</b> ⇨ $\varnothing 25$	<b>-H</b> ⇨ $\varnothing 45$	X42A X43A	X93C X94C	<b>-C</b> ⇨ $\varnothing 25$	<b>-H</b> ⇨ $\varnothing 45$	<b>-D</b> ⇨ $\varnothing 30$	<b>-J</b> ⇨ $\varnothing 50$	X52A X53A	X103 X104	<b>-D</b> ⇨ $\varnothing 30$	<b>-K</b> ⇨ $\varnothing 60$	<b>-E</b> ⇨ $\varnothing 35$	X113 X114	X62A X63A	<b>-T</b> ⇨ $\varnothing 70$	<b>-E</b> ⇨ $\varnothing 35$		<b>-F</b> ⇨ $\varnothing 40$		<b>-I</b>	X22S X32/3S ⇨ $\varnothing 20$	<b>-L</b>	X32/3S X42/3A ⇨ $\varnothing 25$	<b>-M</b>	X52/3A ⇨ $\varnothing 30$	<b>-N</b>	X52/3A X62/3A ⇨ $\varnothing 35$	<b>-V</b>	113/4C ⇨ $\varnothing 40^*$	<b>-O</b>	113/4C ⇨ $\varnothing 42^*$	<b>-P</b>	133/4C ⇨ $\varnothing 45^*$	<b>-1</b>	X93/4C ⇨ $\varnothing 50^*$	<b>-3</b>	X103/4 ⇨ $\varnothing 60^*$	<b>-5</b>	X113/4 ⇨ $\varnothing 70^*$	<b>-U</b>	X22S X32/3S ⇨ $\varnothing 20$	<b>-Q</b>	X42/3A ⇨ $\varnothing 30$	<b>-R</b>	X52/3A ⇨ $\varnothing 35$	<b>-S</b>	X62/3A 113/4C ⇨ $\varnothing 40$	<b>-6</b>	133/4C ⇨ $\varnothing 45$	<b>-7</b>	X93/4C ⇨ $\varnothing 50$	<b>-8</b>	X103/4 ⇨ $\varnothing 65$	<b>-9</b>	X113/4 ⇨ $\varnothing 75$
X22S	113C 114C																																																																					
<b>-A</b> ⇨ $\varnothing 18$	<b>-F</b> ⇨ $\varnothing 40$																																																																					
<b>-B</b> ⇨ $\varnothing 20$	<b>-G</b> ⇨ $\varnothing 42$																																																																					
X32S X33S	133C 134C																																																																					
<b>-B</b> ⇨ $\varnothing 20$	<b>-F</b> ⇨ $\varnothing 40$																																																																					
<b>-C</b> ⇨ $\varnothing 25$	<b>-H</b> ⇨ $\varnothing 45$																																																																					
X42A X43A	X93C X94C																																																																					
<b>-C</b> ⇨ $\varnothing 25$	<b>-H</b> ⇨ $\varnothing 45$																																																																					
<b>-D</b> ⇨ $\varnothing 30$	<b>-J</b> ⇨ $\varnothing 50$																																																																					
X52A X53A	X103 X104																																																																					
<b>-D</b> ⇨ $\varnothing 30$	<b>-K</b> ⇨ $\varnothing 60$																																																																					
<b>-E</b> ⇨ $\varnothing 35$	X113 X114																																																																					
X62A X63A	<b>-T</b> ⇨ $\varnothing 70$																																																																					
<b>-E</b> ⇨ $\varnothing 35$																																																																						
<b>-F</b> ⇨ $\varnothing 40$																																																																						
<b>-I</b>	X22S X32/3S ⇨ $\varnothing 20$																																																																					
<b>-L</b>	X32/3S X42/3A ⇨ $\varnothing 25$																																																																					
<b>-M</b>	X52/3A ⇨ $\varnothing 30$																																																																					
<b>-N</b>	X52/3A X62/3A ⇨ $\varnothing 35$																																																																					
<b>-V</b>	113/4C ⇨ $\varnothing 40^*$																																																																					
<b>-O</b>	113/4C ⇨ $\varnothing 42^*$																																																																					
<b>-P</b>	133/4C ⇨ $\varnothing 45^*$																																																																					
<b>-1</b>	X93/4C ⇨ $\varnothing 50^*$																																																																					
<b>-3</b>	X103/4 ⇨ $\varnothing 60^*$																																																																					
<b>-5</b>	X113/4 ⇨ $\varnothing 70^*$																																																																					
<b>-U</b>	X22S X32/3S ⇨ $\varnothing 20$																																																																					
<b>-Q</b>	X42/3A ⇨ $\varnothing 30$																																																																					
<b>-R</b>	X52/3A ⇨ $\varnothing 35$																																																																					
<b>-S</b>	X62/3A 113/4C ⇨ $\varnothing 40$																																																																					
<b>-6</b>	133/4C ⇨ $\varnothing 45$																																																																					
<b>-7</b>	X93/4C ⇨ $\varnothing 50$																																																																					
<b>-8</b>	X103/4 ⇨ $\varnothing 65$																																																																					
<b>-9</b>	X113/4 ⇨ $\varnothing 75$																																																																					



Ürünlerimiz isteğe bağlı olarak ATEX standartlarında tedarik edilebilir.  
On request we can deliver our products according to the ATEX



## NASIL SİPARİŞ EDİLİR / HOW TO ORDER

Tip / Type	Çıkış Flanşı Output flange	Motor Büyüklüğü / Motor size	Terminal Kutusu Pozisyonu Terminal box position	Montaj Pozisyonu Mountin position	
<b>BR</b>	<b>N</b>	<b>-O</b>	<b>B</b>	<b>B3</b>	
 <p><b>FB</b> Temel Tip Form base</p>  <p><b>BR</b> Tork Kolu Reaction arm</p>  <p><b>-F</b> Çıkış Flanşı output flange</p>	 <p><b>N</b> Flanşsız Without flange</p> <p>X22S</p> <p>0 ⇨ Ø110 1 ⇨ Ø120</p> <p>X32S X33S</p> <p>1 ⇨ Ø120 2 ⇨ Ø160</p> <p>X42-3A X52-3A X62-3A</p> <p>2 ⇨ Ø160 3 ⇨ Ø200 4 ⇨ Ø250</p> <p>113C 114C X93C X94C</p> <p>C ⇨ Ø280 L ⇨ Ø280</p> <p>X93C X94C</p> <p>5 ⇨ Ø300</p> <p>133C 134C</p> <p>C ⇨ Ø320</p> <p>X103 X104</p> <p>6 ⇨ Ø350</p> <p>X113 X114</p> <p>7 ⇨ Ø450</p>	<p><b>Flanş Flange</b></p> <p><b>B5</b></p> <p>-A=56 (Ø120) -B=63 (Ø140) -C=71 (Ø160) -D=80 (Ø200) -E=90 (Ø200) -F=100+112 (Ø250) -G=132 (Ø300) -H=160 (Ø350) -I=180 (Ø350) -L=200 (Ø400) <b>CA=225</b> (Ø450)</p> <p><b>B14</b></p> <p>-O=56 (Ø80) -P=63 (Ø90) -Q=71 (Ø105) -R=80 (Ø120) -T=90 (Ø140) -U=100+112 (Ø160) -V=132 (Ø200)</p> <p><b>Tip R Type R</b></p> <p>X22S X33S X43A</p> <p>-1 ⇨ Ø14</p> <p>X32S X42A X53A X63A 114C 134C</p> <p>-2 ⇨ Ø19</p> <p>X52A X62A 113C 133C X94C</p> <p>-3 ⇨ Ø24</p> <p>X93C X104 X114</p> <p>-4 ⇨ Ø28</p> <p>X103 X113</p> <p>-6 ⇨ Ø42</p>	<p><b>Flanşsız Without flange</b></p> <p>X22S X33S X43A</p> <p>-Z ⇨ Ø9 (56B5) -0 ⇨ Ø11 (63B5) -1 ⇨ Ø14 (71B5)</p> <p>X32S X42A X53A X63A 114C 134C</p> <p>-1 ⇨ Ø14 (71B5) -2 ⇨ Ø19 (80B5) -3 ⇨ Ø24 (90B5)</p> <p>X52A X62A 113C 133C X94C</p> <p>-2 ⇨ Ø19 (80B5) -3 ⇨ Ø24 (90B5) -4 ⇨ Ø28 (100B5)</p> <p>X93C</p> <p>-4 ⇨ Ø28 (100B5) -5 ⇨ Ø38 (132B5) -6 ⇨ Ø42 (160B5) -7 ⇨ Ø48 (180B5)</p> <p>X103</p> <p>-5 ⇨ Ø38 (132B5) -6 ⇨ Ø42 (160B5) -7 ⇨ Ø48 (180B5) -8 ⇨ Ø55 (200B5)</p> <p>X104</p> <p>-4 ⇨ Ø28 (100B5) -5 ⇨ Ø38 (132B5)</p> <p>X113</p> <p>-5 ⇨ Ø38 (132B5) -6 ⇨ Ø42 (160B5) -7 ⇨ Ø48 (180B5) -8 ⇨ Ø55 (200B5) -9 ⇨ Ø60 (225B5)</p> <p>X114</p> <p>-4 ⇨ Ø28 (100B5) -5 ⇨ Ø38 (132B5) -6 ⇨ Ø42 (160B5)</p>	<p><b>A</b></p> <p><b>B</b> STANDART</p> <p><b>C</b></p> <p><b>D</b></p>	<p><b>B3</b> STANDART</p> <p><b>B6</b></p> <p><b>B7</b></p> <p><b>B8</b></p> <p><b>V5</b></p> <p><b>V6</b></p> <p><b>V8</b> Sadece dikey pozisyonlar için belirtilmiştir Specify only for vertical positions</p>

## GEREKLİ FORMÜLLER / USEFUL FORMULAS

### GEREKLİ GÜÇ / REQUIRED POWER

Kaldırma / Lifting

$$P [KW] = \frac{M [Kg] \cdot g [9.81] \cdot v [m / s]}{1000}$$

Döndürme / Rotation

$$P [KW] = \frac{M [Nm] \cdot n [d/d]}{9550}$$

Doğrusal hareket / Linear movement

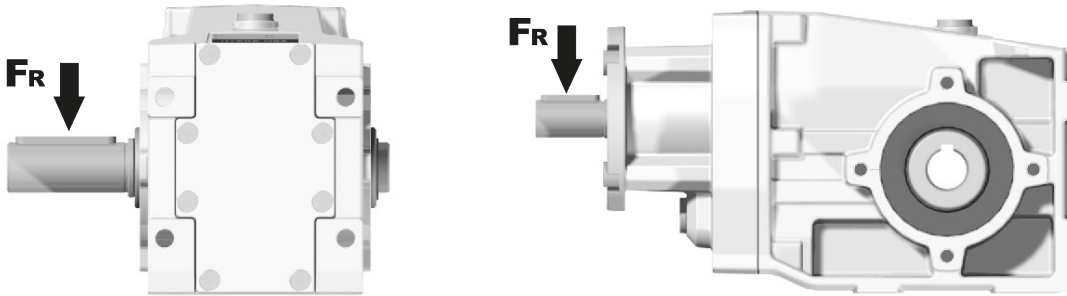
$$P [KW] = \frac{F [N] \cdot v [m / s]}{1000}$$

### MOMENT / TORQUE

$$M [Nm] = \frac{9550 \cdot P[KW]}{n [d/d]}$$

## RADYAL YÜKLER / RADIAL LOADS

- Radyal yükler giriş ve çıkış milinde harici güç aktarım elemanları tarafından oluşturulur
- Radial load generated by external transmissions keyed onto input and/or output shafts.

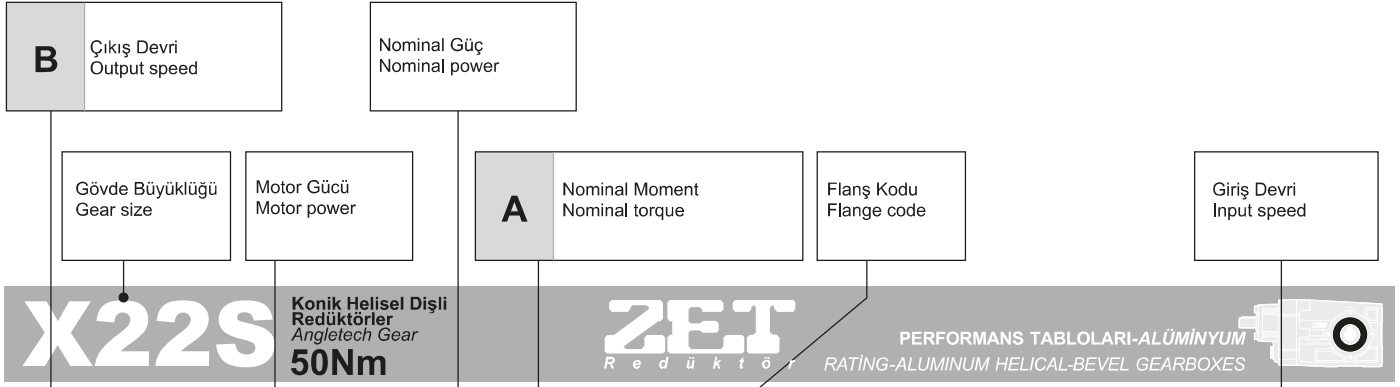


$$F_R [N] = \frac{M [Nm] \cdot 2000}{d [mm]} \cdot f_k$$

<b>M</b>	Çıkış momenti / Output torque
<b>d</b>	Güç aktarım elemanı çapı / Diameter of driving element
<b>f<sub>k</sub></b>	Düzeltilme katsayısı / Factor 1.15 Dişli / Gearwheels 1.25 Zincir Dişli / Chain sprochets 1.75 V kayış / Narrow v-belt pulley 2.50 Düz kayış / Flat-belt pulley

- Daha yüksek radyal yükler için teknik ofisimiz ile iletişime geçiniz.
- If your application requires higher radial loads, contact our technical office. Higher load may be possible.



## REDÜKTÖR SEÇİMİ NASIL YAPILIR / HOW TO SELECT A GEARBOX



### HIZLI SEÇİM / Quick Selection

Dinamik verim tüm tahvil oranları için 0,96'dır

Giriş devri (n<sub>1</sub>) = 1400 d/d

Çıkış devri n <sub>2</sub> [d/d]	Tahvil i	Motor gücü P <sub>1M</sub> [kW]	Çıkış momenti M <sub>2M</sub> [Nm]	Servis faktörü f.s.	Nominal güç P <sub>1R</sub> [kW]	Nominal moment M <sub>2R</sub> [Nm]	Uygun B5 motor flanşları		Uygun B14 motor flanşları			Çıkış Mili 	Tahvil kodu 
							-B	-C	-O	-P	-Q		
289.7	4.83	0.37	11.7	2.6	0.95	30			C	C		289	01
189.2	7.40	0.37	17.9	1.7	0.62	30			C	C		287	02
146.2	9.58	0.37	23.2	1.7	0.64	40			C	C		199	03
127.5	10.98	0.37	26.6	1.7	0.63	45			C	C		179	04

C Tahvil Oranı  
Ratio



Çıkış Momenti  
Transmitted torque

Servis Faktörü  
Service factor

Çıkış mili çapı  
Output shaft diameter

Notlar  
Notes

fs		Günlük Çalışma Süresi Oper. hours per day		
Yük Sınıfı ve Saatteki Dur-Kalk Sayısı Type of load and starts per hour		3 sa	10 sa	24 sa
Sürekli yada Aralıklı Çalışmada Dur-Kalk Sayısı / Saat Application with start / stop ≤ 10	Düzgün Yükleme / Uniform	0,8	1	1,25
	Orta Darbeli Yükleme / Moderate	1	1,25	1,5
	Ağır Yükleme / Heavy	1,25	1,5	1,75
Aralıklı Çalışmada Dur-Kalk Sayısı / Saat Intermittent application with start / hour > 10	Düzgün Yükleme / Uniform	1	1,25	1,5
	Orta Darbeli Yükleme / Moderate	1,25	1,5	1,75
	Ağır Yükleme / Heavy	1,5	1,75	2,15

D	Standart motor flanşı Motor flange available
B)	Burç ile montajı yapılabilir Mounting with reduction ring 
C)	Terminal kutusu flanş pozisyonu Motor flangeholes position/terminal box position 
B)	Burç kullanılmadan montajı yapılabilir Available without reduction bushes

A	Servis faktörüne bağlı gerekli moment belirlenir	Select required torque (according to service factor)
B	Gerekli çıkış devri belirlenir	Select output speed
C	Aynı satırda belirlenen redüktörün tahvil oranı görülebilir	On the same line of selected geared motor, you can find the gear ratio
D	Uygun motor flanşı belirlenir (Gerekli olduğu durumlarda)	Select motor flange available (if requested)



## HIZLI SEÇİM / Quick Selection

Giriş devri (n<sub>1</sub>) = 1400 d/d

Çıkış devri n <sub>2</sub> [d/d]	Tahvil i	Motor gücü P <sub>1M</sub> [kW]	Çıkış momenti M <sub>2M</sub> [Nm]	Servis Faktörü f.s.	Nominal Güç P <sub>1R</sub> [kW]	Nominal Moment M <sub>2R</sub> [Nm]	Uygun B5 motor flanşları					Uygun B14 motor flanşları				Çıkış mil çapı ø	Tahvil kodu	
							-C	-D	-E	-F	-G	-R	-T	-U	-V			
							71	80	90	100 112	132	80	90	100 112	132			
176	7.94	7.5	369	1.0	7.5	380	B										302418	01
153	9.13	7.5	425	0.9	6.7	390	B										302416	02
131	10.66	5.5	366	1.1	6.0	410	B										302414	03
94	14.97	5.5	514	1.1	6.0	580	B										202418	04
81	17.21	5.5	591	1.0	5.4	600	B										202416	05
69	20.24	5.5	695	1.0	5.2	675	B										162418	06
60	23.27	4	585	1.2	4.5	675	B										162416	07
53	26.31	4	661	1.0	4.0	675	B										132418	08
46.3	30.25	4	760	0.9	3.5	675	B										132416	09
39.6	35.32	3	668	1.0	3.0	675	B										132414	10
37.8	37.03	3	701	1.0	2.8	675	B										112416	11
32.4	43.23	2.2	602	1.1	2.4	675	B										112414	12
30.1	46.58	2.2	649	1.0	2.3	675	B										82418	13
26.1	53.55	2.2	746	0.9	2.0	675	B										82416	14
22.4	62.52	1.5	600	1.1	1.7	675	B										82414	15
19.0	73.75	1.1	517	1.1	1.2	580	B										62416	16
16.3	86.09	1.1	604	1.1	1.2	675	B										62414	17

Dinamik verim tüm tahvil oranları için 0,94'dır

- Uygun Motor Flanşları Motor Flanges Available
- B) Burç ile montaj yapılabilir Supplied with Reduction Bushing
- B) Burç Kullanılmadan Montajı Yapılabilir Available on Request without Reduction Bushing
- C) Teminal Kutusu flanş pozisyonu Motor Flange Holes Position

**TR** X73C Redüktörler ömürlük sentetik yağ ile yağlanmıştır ve bakım gerektirmez. Tablo 1'de uygun yağlar ve yağ miktarları tanımlanmıştır. Tablo 2'de izin verilebilir radyal ve eksenel yük değerleri tanımlanmıştır.

**EN** Unit X73C is supplied with synthetic oil for lifetime lubrication, no maintenance is necessary. See table 1 for lubrication and recommended quantity. In table 2 please see possible radial loads and axial loads on the gearbox.

Standart	Diğer montaj pozisyonlarını siparişte belirtiniz veya uygun miktarda yağ ekleyiniz. For these mounting position specify in the order or add oil					
2.45 LT	2.55 LT	1.80 LT	1.95 LT	4.05 LT	2.55 LT	Sorunuz
AGIP Telium VSF 320			SHELL Omala S4 WE 320			

Daha fazla ayrıntı için internet sitemizi inceleyiniz. **Tablo 1**  
For all details on lubrication and plugs check our website

RADYAL VE EKSENEL YÜKLER / RADIAL AND AXIAL LOADS								
<b>Çıkış Mili</b> Output Shaft			$F_{eq} = F_R \cdot \frac{178.5}{X+143.5}$					
n <sub>2</sub>	FA	FR	n <sub>2</sub>	FA	FR	n <sub>2</sub>	FA	FR
300	1360	6800	140	1480	7400	70	1720	8600
250	1400	7000	120	1520	7600	40	1840	9200
200	1440	7200	85	1560	7800	15	1920	9600
<b>Giriş Mili</b> Input shaft								
n <sub>1</sub>	FA	FR						
1400	400	2000						
900	440	2200						
500	440	2200						

İsteğe bağlı olarak radyal ve eksenel yükleri karşılamak için güçlendirilmiş rulman opsiyonu.

On request reinforced bearings to increase loads.

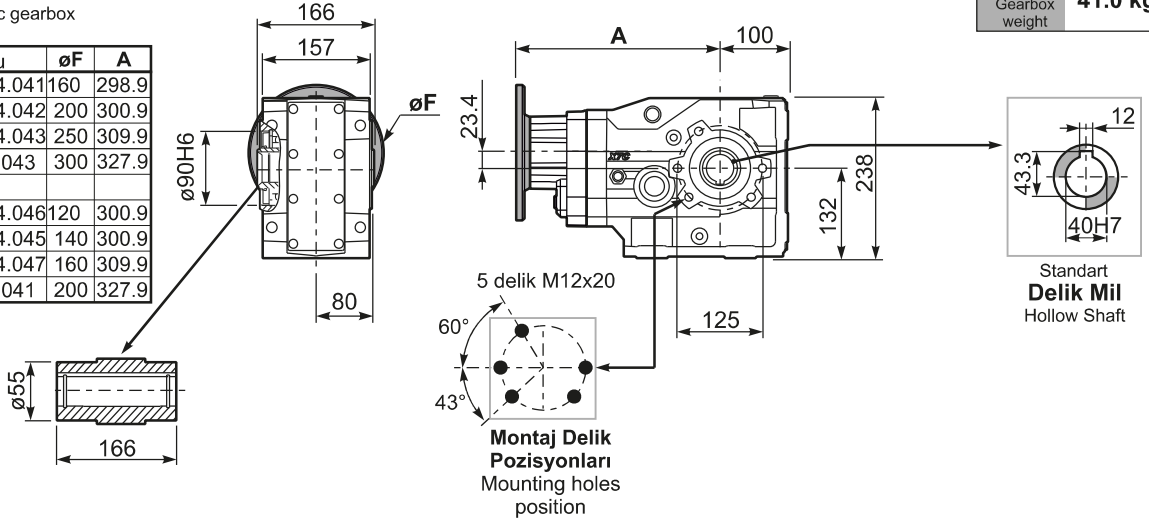
Tablo 2



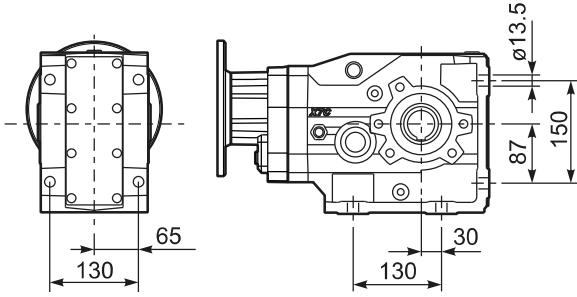
**PX73CC...** Standart redüktör  
Basic gearbox

Ağırlık  
Gearbox  
weight **41.0 kg**

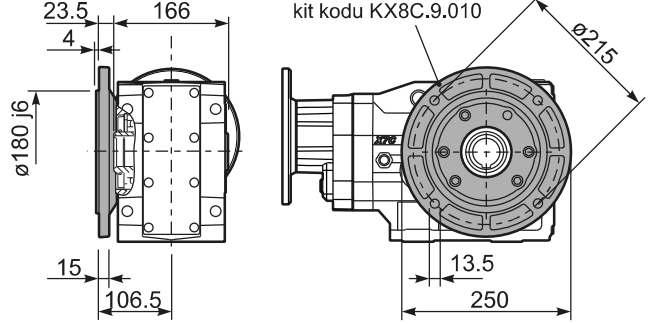
M. flanşları	Kit Kodu	øF	A
<b>71B5</b>	KC023.4.041	160	298.9
<b>80/90B5</b>	KC023.4.042	200	300.9
<b>100/112B5</b>	KC023.4.043	250	309.9
<b>132B5</b>	KC51.4.043	300	327.9
<b>80B14</b>	KC085.4.046	120	300.9
<b>90B14</b>	KC085.4.045	140	300.9
<b>100/112B14</b>	KC085.4.047	160	309.9
<b>132B14</b>	KC51.4.041	200	327.9



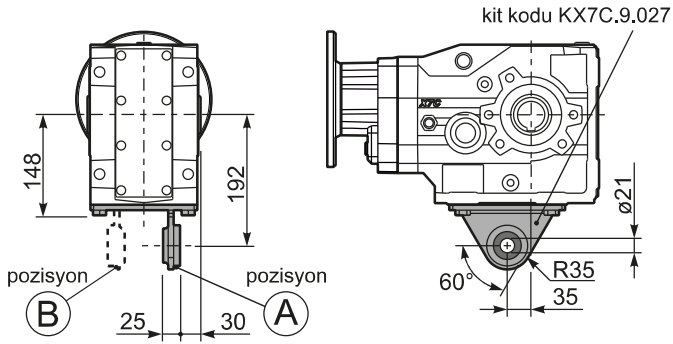
**PX73C...FB..** Ayak  
Feet



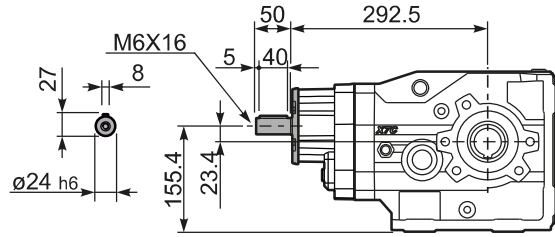
**PX73C...-F4..** Çıkış flanşı  
Output flanges



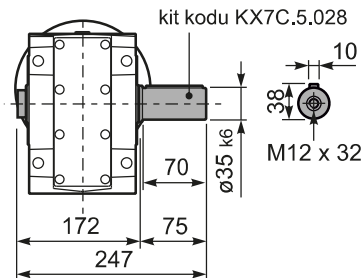
**PX73C...BR..** Tork Kolu  
Reaction Arm



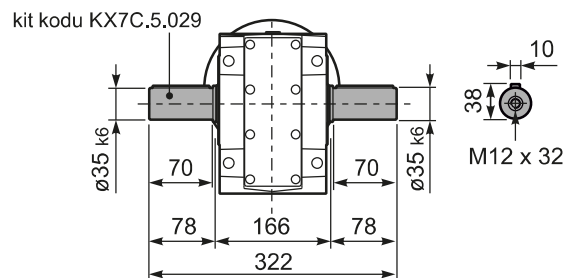
**RX73C...** Giriş Mili  
Input shaft



**PX73CA...** Tek Çıkış Mili  
Single Shaft



**PX73CB...** Çift Çıkış Mili  
Double Shaft





## HIZLI SEÇİM / Quick Selection

Giriş devri (n<sub>1</sub>) = 1400 d/d

Çıkış devri n <sub>2</sub> [d/d]	Tahvil i	Motor gücü P <sub>1M</sub> [kW]	Çıkış momenti M <sub>2M</sub> [Nm]	Servis Faktörü f.s.	Nominal Güç P <sub>1R</sub> [kW]	Nominal Moment M <sub>2R</sub> [Nm]	Uygun B5 motor flanşları				Uygun B14 motor flanşları			Çıkış mil çapı ø	Tahvil kodu
							-B	-C	-D	-E	-Q	-R	-T		
							63	71	80	90	71	80	90		
18.7	<b>74.79</b>	1.5	704	1.0	1.4	675	B				C	C		19132418	01
16.3	<b>85.99</b>	1.1	591	1.1	1.3	675	B				C	C		19132416	02
14.0	<b>99.66</b>	1.1	685	1.0	1.1	675	B				C	C		17132416	03
12.0	<b>116.35</b>	0.75	548	1.2	0.92	675	B				C	C		17132414	04
11.5	<b>121.45</b>	0.75	572	1.2	0.89	675	B				C	C		13132418	05
10.0	<b>139.64</b>	0.75	658	1.0	0.77	675	B				C	C		13132416	06
9.2	<b>152.21</b>	0.75	717	0.9	0.71	675	B				C	C		19082416	07
8.6	<b>163.02</b>	0.55	567	1.2	0.66	675	B				C	C		13132414	08
7.9	<b>177.69</b>	0.55	618	1.1	0.61	675	B				C	C		19082414	09
6.8	<b>205.95</b>	0.55	716	0.9	0.52	675	B				C	C		17082414	10
6.3	<b>222.52</b>	0.55	774	0.9	0.48	675	B				C	C		10132414	11
5.6	<b>248.76</b>	0.37	578	1.2	0.43	675	B				C	C		9132416	12
4.8	<b>290.41</b>	0.37	675	1.0	0.37	675	B				C	C		9132414	13
4.1	<b>337.39</b>	0.37	784	0.9	0.32	675	B				C	C		10082416	14
3.6	<b>393.88</b>	0.25	618	1.1	0.27	675	B				C	C		10082414	15
3.2	<b>440.33</b>	0.25	690	1.0	0.24	675	B				C	C		9082416	16
2.7	<b>514.06</b>	0.18	616	1.1	0.21	675	B				C	C		9082414	17
2.4	<b>581.44</b>	0.18	697	1.0	0.18	675	B				C	C		7082416	18
2.1	<b>678.79</b>	0.12	526	1.3	0.16	675	B				C	C		7082414	19

Dinamik verim tüm tahvil oranları için **0,92**'dir

- Uygun Motor Flanşları Motor Flanges Available 
  B) Burç ile montaj yapılabilir Supplied with Reduction Bushing 
  B) Burç Kullanılmadan Montajı Yapılabilir Available on Request without Reduction Bushing 
  C) Teminal Kutusu flanş pozisyonu Motor Flange Holes Position

**TR** X74C Redüktörler ömürlük sentetik yağ ile yağlanmıştır ve bakım gerektirmez. Tablo 1'de uygun yağlar ve yağ miktarları tanımlanmıştır. Tablo 2'de izin verilebilir radyal ve eksenel yük değerleri tanımlanmıştır.

**EN** Unit X74C is supplied with synthetic oil for lifetime lubrication, no maintenance is necessary. See table 1 for lubrication and recommended quantity. In table 2 please see possible radial loads and axial loads on the gearbox.

7

Standart	Diğer montaj pozisyonlarını siparişte belirtiniz veya uygun miktarda yağ ekleyiniz. For these mounting position specify in the order or add oil					
B3	B6	B7	B8	V5	V6	V8
3.55 LT	2.65 LT	1.90 LT	2.05 LT	4.25 LT	2.65 LT	Sorunuz
AGIP Telium VSF 320			SHELL Omala S4 WE 320			

Daha fazla ayrıntı için internet sitemizi inceleyiniz. **Tablo 1**  
For all details on lubrication and plugs check our website

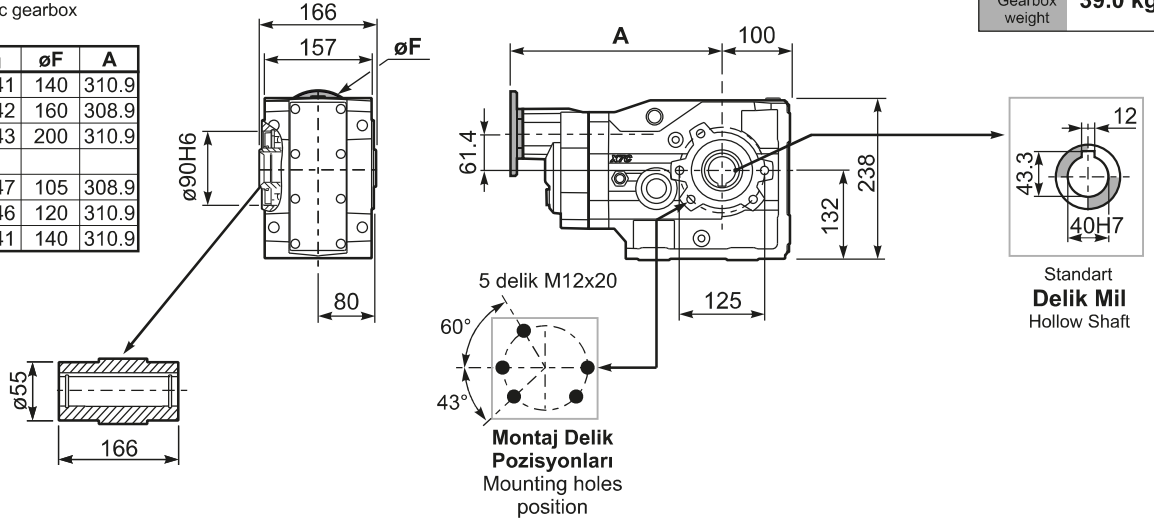
RADYAL VE EKSENEL YÜKLER / RADIAL AND AXIAL LOADS								
<b>Çıkış Mili</b> Output Shaft			$F_{eq} = F_R \cdot \frac{178.5}{X+143.5}$					
n <sub>2</sub>	FA	FR	n <sub>2</sub>	FA	FR	n <sub>2</sub>	FA	FR
300	1360	6800	140	1480	7400	70	1720	8600
250	1400	7000	120	1520	7600	40	1840	9200
200	1440	7200	85	1560	7800	15	1920	9600
<b>İsteğe bağlı olarak radyal ve eksenel yükleri karşılamak için güçlendirilmiş rulman opsiyonu.</b> On request reinforced bearings to increase loads.								
<b>Giriş Mili</b> Input shaft								
n <sub>1</sub>	FA	FR						
1400	240	1200						
900	280	1400						
500	310	1700						

Tablo 2

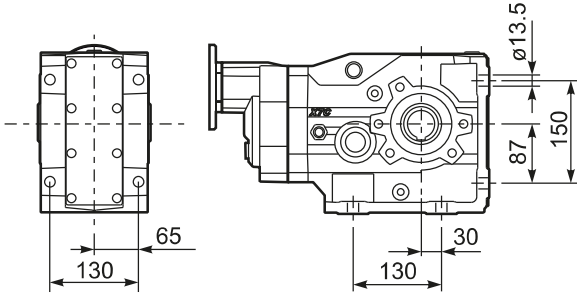
**PX74CC...** Standart redüktör  
Basic gearbox

Ağırlık  
Gearbox weight **39.0 kg**

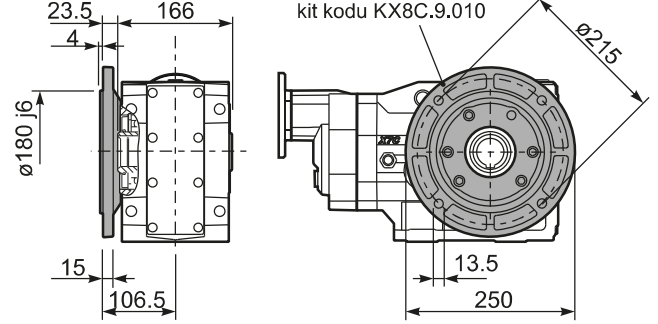
M. flanşları	Kit Kodu	øF	A
63B5	K063.4.041	140	310.9
71B5	K063.4.042	160	308.9
80/90B5	K063.4.043	200	310.9
71B14	K063.4.047	105	308.9
80B14	K063.4.046	120	310.9
90B14	K063.4.041	140	310.9



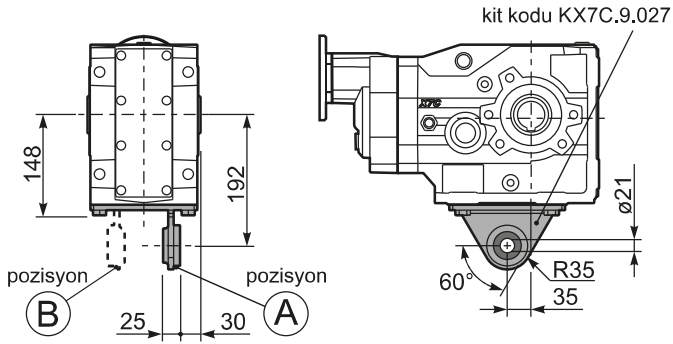
**PX74C...FB..** Ayak  
Feet



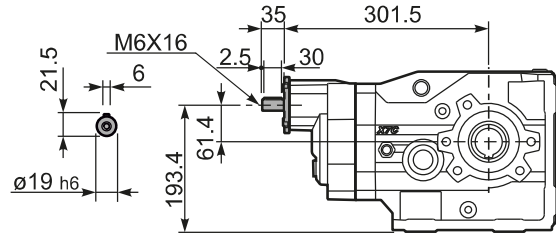
**PX74C...-F4..** Çıkış flanşı  
Output flanges



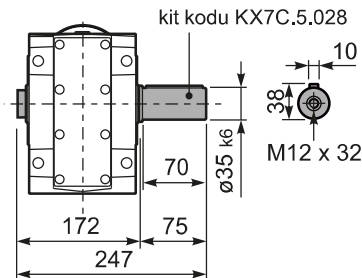
**PX74C...BR..** Tork Kolu  
Reaction Arm



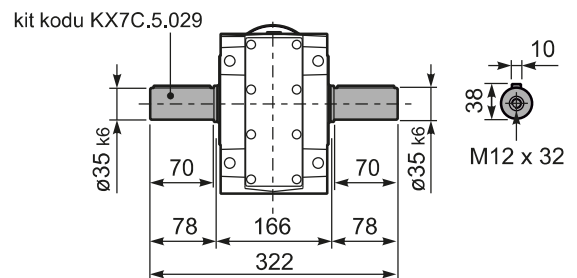
**RX74C...** Giriş Mili  
Input shaft

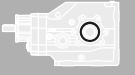


**PX74CA...** Tek Çıkış Mili  
Single Shaft



**PX74CB...** Çift Çıkış Mili  
Double Shaft





## HIZLI SEÇİM / Quick Selection

Giriş devri (n<sub>1</sub>) = 1400 d/d

Output Speed n <sub>2</sub> [min <sup>-1</sup> ]	Ratio i	Motor power P <sub>1M</sub> [kW]	Output torque M <sub>2M</sub> [Nm]	Service factor f.s.	Nominal power P <sub>1R</sub> [kW]	Nominal torque M <sub>2R</sub> [Nm]	Available B5 motor flanges					Available B14 motor flanges				Output Shaft 	Ratios code 
							-C	-D	-E	-F	-G	-R	-T	-U	-V		
							71	80	90	100 112	132	80	90	100 112	132		
145	9.69	9	560	1.3	12.2	755	B									302418	01
126	11.09	9	641	1.1	9.6	680	B									302416	02
108	12.90	9	746	1.1	9.6	790	B									302414	03
77	18.26	7.5	849	1.1	8.0	935	B									202418	04
67	20.91	7.5	972	1.0	7.5	1000	B									202416	05
58	24.32	5.5	835	1.2	6.4	1000	B									202414	06
49.5	28.27	5.5	971	1.0	5.5	1000	B									162416	07
42.6	32.88	4	826	1.2	4.7	1000	B									162414	08
38.1	36.76	4	924	1.1	4.2	1000	B									132416	09
32.7	42.76	3	809	1.2	3.6	1000	B									132414	10
31.1	45.00	3	851	1.2	3.5	1000	B									112416	11
26.8	52.33	3	990	1.0	3.0	1000	B									112414	12
24.6	56.82	2.2	791	1.1	2.3	850	B									82418	13
21.5	65.07	2.2	906	1.1	2.3	975	B									82416	14
18.5	75.68	2.2	1054	0.9	2.1	1000	B									82414	15
15.6	89.61	1.1	628	1.1	1.2	710	B									62416	16
13.4	104.22	1.1	731	1.1	1.2	820	B									62414	17

Dinamik verim tüm tahvil oranları için 0,94'dür

Uygun Motor Flansları  
Motor Flanges Available

B) Burç ile montaj yapılabilir  
Supplied with Reduction Bushing

B) Burç Kullanılmadan Montajı Yapılabilir  
Available on Request without Reduction Bushing

C) Terminal Kutusu flans pozisyonu  
Motor Flange Holes Position

**TR** X83C gövde redüktörler yağsız olarak sevk edilir. Redüktör üzerinde havalandırma tapası, yağ göstergesi ve tahliye tapası mevcuttur. Mineral yağlar bu ekipmanlar ile birlikte kullanılır. Sentetik yağ kullanılmak istenirse bu ekipmanların kôrtapa ile değiştirilmesi önerilir. Tablo 1'de montaj pozisyonuna göre uygun yağ miktarları tanımlanmıştır. Tablo 2'de izin verilebilir radyal ve aksenal yük değerleri tanımlanmıştır.

7

**EN** Unit X83C is supplied without lubricant and equipped with a breather, level and drain plugs. User can add mineral oil keeping existing plugs. Should the user wish to fill it with synthetic oil, it is recommended to replace the existing plugs with a closed plug. See table 1 for lubrication and recommended quantity. In table 2 please see possible radial loads and axial loads on the gearbox.

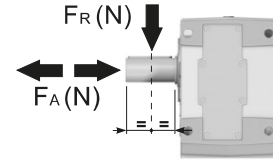
B3	B6	B7	B8	V5	V6	V8
2.80 LT	3.10 LT	2.00 LT	2.50 LT	4.95 LT	2.80 LT	Sorunuz
AGIP Blasias 460						

Daha fazla ayrıntı için internet sitemizi inceleyiniz.  
For all details on lubrication and plugs check our website

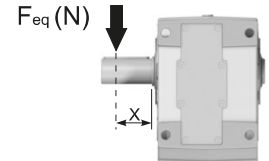
Tablo 1

### RADYAL VE EKSENEL YÜKLER / RADIAL AND AXIAL LOADS

Çıkış Mili  
Output Shaft



$$F_{eq} = F_R \cdot \frac{196.5}{X + 156.5}$$




n <sub>2</sub>	FA	FR	n <sub>2</sub>	FA	FR	n <sub>2</sub>	FA	FR
300	1700	8500	140	1860	9300	70	2160	10800
250	1760	8800	120	1900	9500	40	2300	11500
200	1800	9000	85	1960	9800	15	2400	12000

İsteğe bağlı olarak radyal ve aksenal yükleri karşılamak için güçlendirilmiş rulman opsiyonu.

On request reinforced bearings to increase loads.

Giriş Mili  
Input shaft



n <sub>1</sub>	FA	FR
1400	450	2250
900	500	2500
500	600	3000

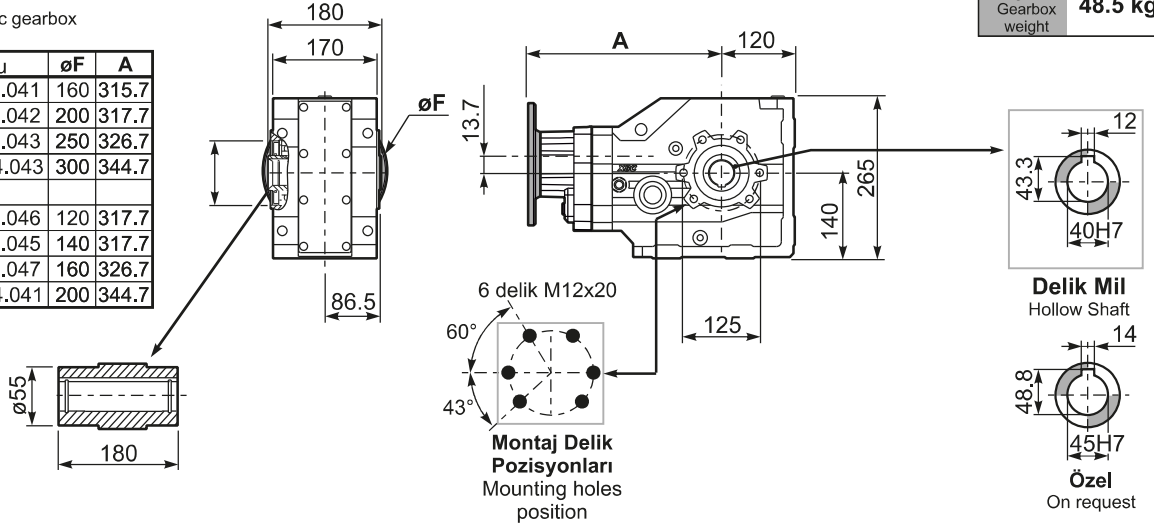
Tablo 2



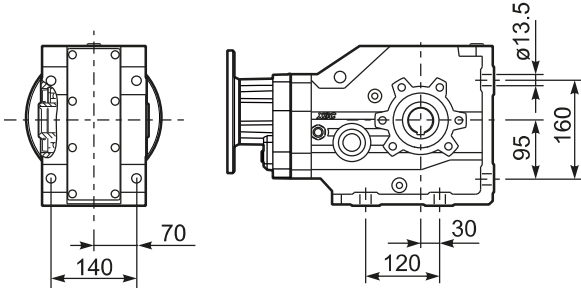
**PX83CC...** Standart redüktör  
Basic gearbox

Ağırlık  
Gearbox  
weight **48.5 kg**

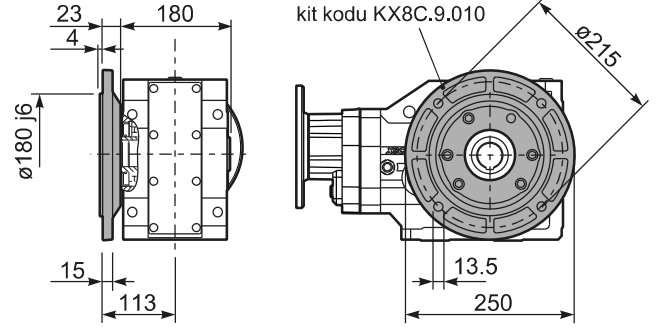
	Kit Kodu	øF	A
71B5	K023.4.041	160	315.7
80/90B5	K023.4.042	200	317.7
100/112B5	K023.4.043	250	326.7
132B5	KC51.4.043	300	344.7
80B14	K085.4.046	120	317.7
90B14	K085.4.045	140	317.7
100/112B14	K085.4.047	160	326.7
132B14	KC51.4.041	200	344.7



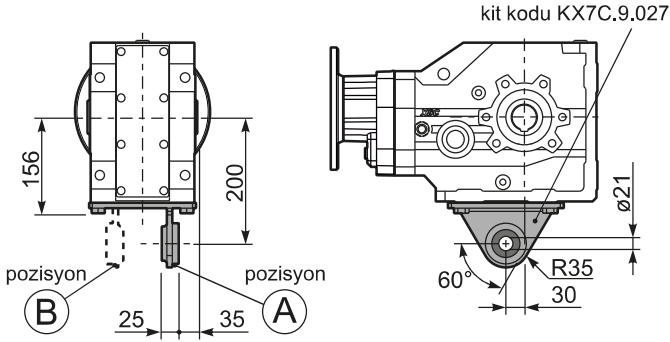
**PX83C...FB..** Ayak  
Feet



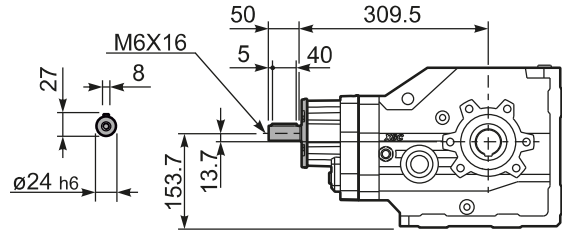
**PX83C...-F4..** Çıkış flanşı  
Output flanges



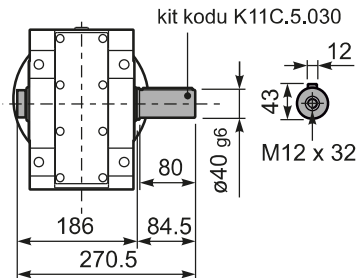
**PX83C...BR..** Tork Kolu  
Reaction Arm



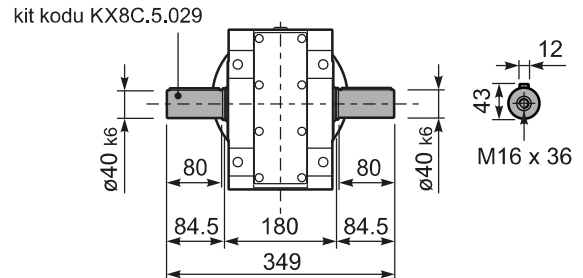
**RX83C...** Giriş Mili  
Input shaft

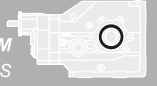


**PX83CA...** Tek Çıkış Mili  
Single Shaft



**PX83CB...** Çift Çıkış Mili  
Double Shaft





## HIZLI SEÇİM / Quick Selection

Giriş devri (n<sub>1</sub>) = 1400 d/d

Çıkış devri n <sub>2</sub> [d/d]	Tahvil i	Motor gücü P <sub>1M</sub> [kW]	Çıkış momenti M <sub>2M</sub> [Nm]	Servis Faktörü f.s.	Nominal Güç P <sub>1R</sub> [kW]	Nominal Moment M <sub>2R</sub> [Nm]	Uygun B5 motor flanşları				Uygun B14 motor flanşları			Çıkış mil çapı ø	Tahvil kodu
							-B	-C	-D	-E	-Q	-R	-T		
							63	71	80	90	71	80	90		
15.3	91.23	1.5	858	1.2	1.7	1000	B				C	C		19132418	01
13.4	104.48	1.5	983	1.0	1.5	1000	B				C	C		19132416	02
11.6	121.10	1.5	1139	0.9	1.3	1000	B				C	C		17132416	03
9.9	140.84	1.1	968	1.0	1.1	1000	B				C	C		17132414	04
8.5	165.32	1.1	1136	0.9	0.96	1000	B				C	C		15132414	05
7.6	184.94	0.75	872	1.1	0.86	1000	B				C	C		19082416	06
7.1	197.34	0.75	930	1.1	0.81	1000	B				C	C		13132414	07
6.5	215.10	0.75	1014	1.0	0.74	1000	B				C	C		19082414	08
6.0	231.60	0.55	805	1.2	0.69	1000	B				C	C		10132416	09
5.6	249.31	0.55	867	1.2	0.64	1000	B				C	C		17082414	10
5.2	269.37	0.55	937	1.1	0.59	1000	B				C	C		10132414	11
4.8	292.64	0.55	1018	1.0	0.54	1000	B				C	C		15082414	12
4.6	302.26	0.55	1051	1.0	0.53	1000	B				C	C		9132416	13
4.0	349.30	0.37	812	1.2	0.46	1000	B				C	C		13082414	14
3.5	399.12	0.37	928	1.1	0.40	1000	B				C	C		7132416	15
2.9	476.80	0.37	1108	0.9	0.33	1000	B				C	C		10082414	16
2.2	622.28	0.25	976	1.0	0.26	1000	B				C	C		9082414	17
1.7	821.70	0.18	985	1.0	0.19	1000	B				C	C		7082414	18

Dinamik verim tüm tahvil oranları için 0,92'dir

- Uygun Motor Flanşları / Motor Flanges Available  
 B) Burç ile montaj yapılabilir / Supplied with Reduction Bushing  
 B) Burç Kullanılmadan Montajı Yapılabilir / Available on Request without Reduction Bushing  
 C) Terminal Kutusu flanş pozisyonu / Motor Flange Holes Position

**TR** X84C gövde redüktörler yağsız olarak sevk edilir. Redüktör üzerinde havalandırma tapası, yağ göstergesi ve tahliye tapası mevcuttur. Mineral yağlar bu ekipmanlar ile birlikte kullanılır. Sentetik yağ kullanılmak istenirse bu ekipmanların kôrtapa ile değiştirilmesi önerilir. Tablo 1'de montaj pozisyonuna göre uygun yağ miktarları tanımlanmıştır. Tablo 2'de izin verilebilir radyal ve ekstenel yük değerleri tanımlanmıştır.

B3	B6	B7	B8	V5	V6	V8
4.25 LT	3.20 LT	2.10 LT	2.60 LT	5.20 LT	2.90 LT	Sorunuz

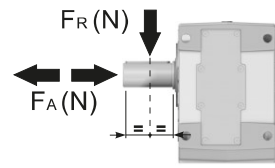
AGIP Blasias 460

Daha fazla ayrıntı için internet sitemizi inceleyiniz. / For all details on lubrication and plugs check our website. **Tablo 1**

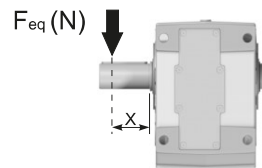
**7 EN** Unit X84C is supplied without lubricant and equipped with a breather, level and drain plugs. User can add mineral oil keeping existing plugs. Should the user wish to fill it with synthetic oil, it is recommended to replace the existing plugs with a closed plug. See table 1 for lubrication and recommended quantity. In table 2 please see possible radial loads and axial loads on the gearbox.

### RADYAL VE EKSENEL YÜKLER / RADIAL AND AXIAL LOADS

Çıkış Mili  
Output Shaft



$$F_{eq} = FR \cdot \frac{196.5}{X + 156.5}$$




n <sub>2</sub>	FA	FR	n <sub>2</sub>	FA	FR	n <sub>2</sub>	FA	FR
300	1700	8500	140	1860	9300	70	2160	10800
250	1760	8800	120	1900	9500	40	2300	11500
200	1800	9000	85	1960	9800	15	2400	12000

İsteğe bağlı olarak radyal ve ekstenel yükleri karşılamak için güçlendirilmiş rulman opsiyonu.

On request reinforced bearings to increase loads.

Giriş Mili  
Input shaft



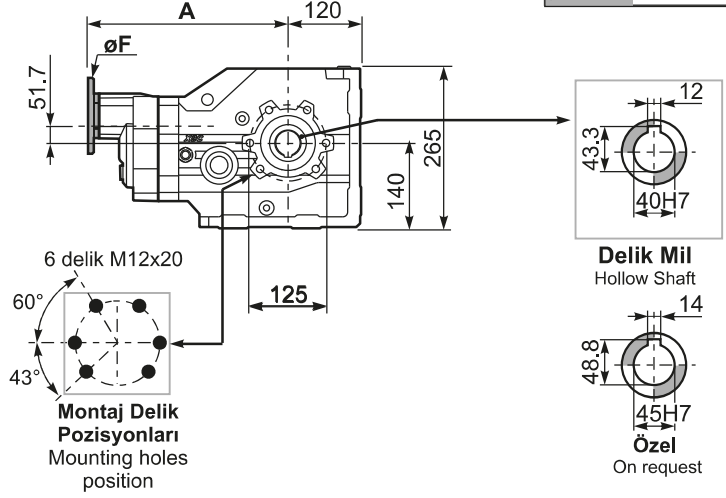
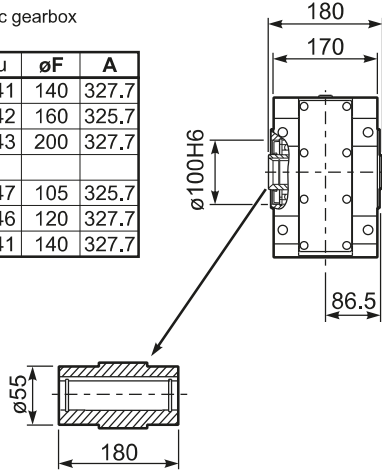
n <sub>1</sub>	FA	FR
1400	400	2000
900	440	2200
500	440	2200

Tablo 2

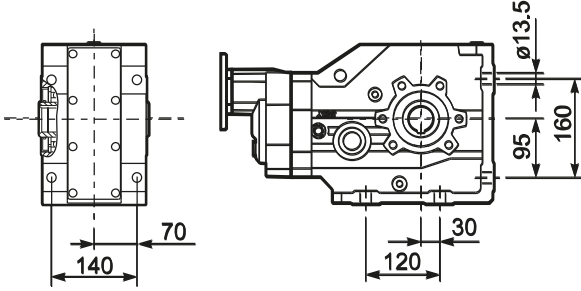
**PX84CC...** Standart redüktör  
Basic gearbox

Gearbox weight  
peso riduttore **46,5 kg**

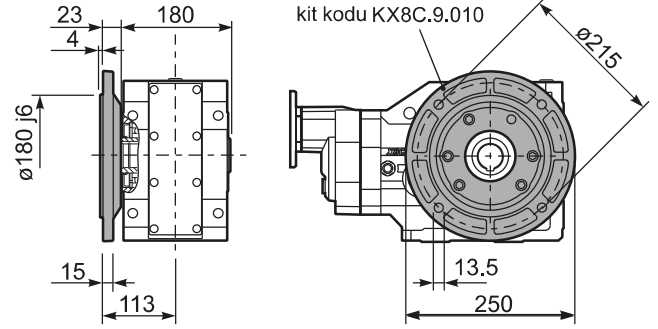
M. flanşları	Kit Kodu	øF	A
63B5	K063.4.041	140	327.7
71B5	K063.4.042	160	325.7
80/90B5	K063.4.043	200	327.7
71B14	K063.4.047	105	325.7
80B14	K063.4.046	120	327.7
90B14	K063.4.041	140	327.7



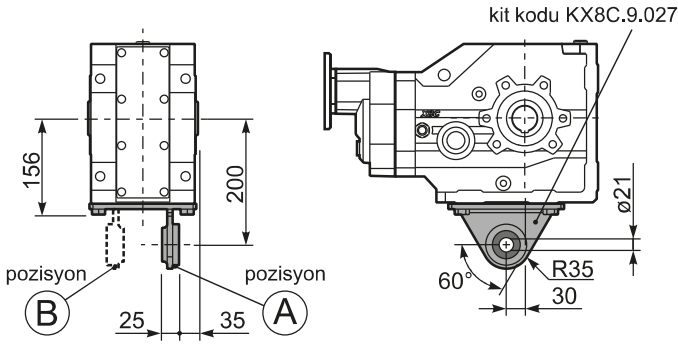
**PX84C...FB..** Ayak  
Feet



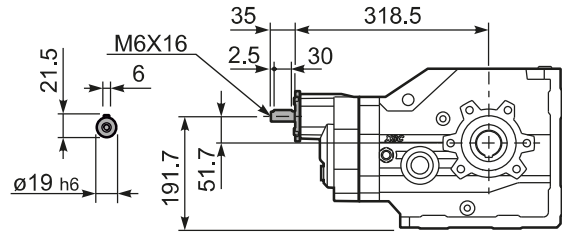
**PX84C...-F4..** Çıkış flanşı  
Output flanges



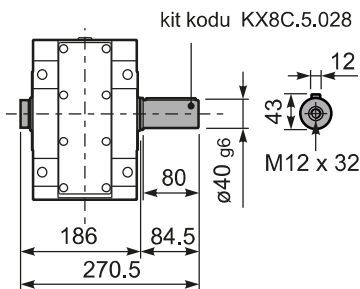
**PX84C...BR..** Tork Kolu  
Reaction Arm



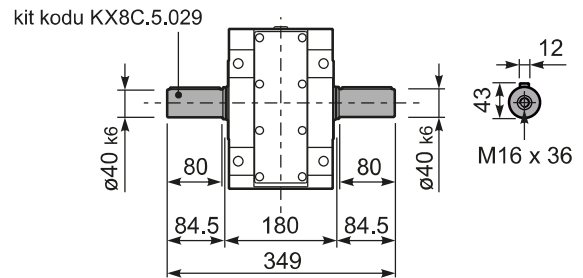
**RX84C...** Giriş Mili  
Input shaft



**PX84CA...** Tek Çıkış Mili  
Single Shaft



**PX84CB...** Çift Çıkış Mili  
Double Shaft





## HIZLI SEÇİM / Quick Selection

Giriş devri (n<sub>1</sub>) = 1400 d/d

Çıkış devri n <sub>2</sub> [d/d]	Tahvil i	Motor gücü P <sub>1M</sub> [kW]	Çıkış momenti M <sub>2M</sub> [Nm]	Servis Faktörü f.s.	Nominal Güç P <sub>1R</sub> [kW]	Nominal Moment M <sub>2R</sub> [Nm]	Uygun B5 motor flanşları				Uygun B14 motor flanşları		Çıkış mil çapı ø	Tahvil kodu
							-F	-G	-H	-I	-U	-V		
							100 112	132	160	180	100 112	132		
236	5.94	22	806	1.0	21.0	800						302915	01	
196	7.13	18.5	812	1.0	17.9	820						302913	02	
163	8.58	18.5	977	1.0	17.3	950						302911	03	
125	11.20	15	1033	1.0	13.9	1000						202915	04	
104	13.43	15	1239	1.1	15.7	1350						202913	05	
92	15.15	15	1397	1.0	14.4	1400						162915	06	
87	16.17	15	1492	1.0	14.0	1450						202911	07	
77	18.16	15	1675	0.9	13.3	1550						162913	08	
71	19.70	11	1335	1.2	12.3	1550						132915	09	
64	21.87	11	1482	1.1	11.4	1600						162911	10	
59	23.62	11	1600	1.0	10.6	1600						132913	11	
48.4	28.91	9	1671	1.0	8.6	1600						112913	12	
40.2	34.81	7.5	1618	1.0	7.2	1600						112911	13	
33.5	41.81	5.5	1436	1.1	6.0	1600						82913	14	
27.8	50.34	5.5	1729	0.9	5.0	1600						82911	15	

Dinamik verim tüm tahvil oranları için 0,94'dür

Uygun Motor Flanşları  
Motor Flanges Available

B) Burç ile montaj yapılabilir  
Supplied with Reduction Bushing

B) Burç Kullanılmadan Montajı Yapılabilir  
Available on Request without Reduction Bushing

C) Terminal Kutusu flanş pozisyonu  
Motor Flange Holes Position

**TR** X93C gövde redüktörler yağsız olarak sevk edilir. Redüktör üzerinde havalandırma tapası, yağ göstergesi ve tahliye tapası mevcuttur. Mineral yağlar bu ekipmanlar ile birlikte kullanılır. Sentetik yağ kullanılmak istenirse bu ekipmanların körtapa ile değiştirilmesi önerilir. Tablo 1'de montaj pozisyonuna göre uygun yağ miktarları tanımlanmıştır. Tablo 2'de izin verilebilir radyal ve eksenel yük değerleri tanımlanmıştır.

**EN** Unit X93C is supplied without lubricant and equipped with a breather, level and drain plugs. User can add mineral oil keeping existing plugs. Should the user wish to fill it with synthetic oil, it is recommended to replace the existing plugs with a closed plug. See table 1 for lubrication and recommended quantity. In table 2 please see possible radial loads and axial loads on the gearbox.

Standart	Diğer montaj pozisyonlarını siparişte belirtiniz veya uygun miktarda yağ ekleyiniz. For these mounting position specify in the order or add oil					
B3	B6	B7	B8	V5	V6	V8
4.20 LT	3.60 LT	4.40 LT	5.10 LT	6.90 LT	5.00 LT	Sorunuz
AGIP Blasia 460						

Daha fazla ayrıntı için internet sitemizi inceleyiniz.

For all details on lubrication and plugs check our website

Tablo 1

## RADYAL VE EKSENEL YÜKLER / RADIAL AND AXIAL LOADS

**Çıkış Mili**  
Output Shaft

$$F_{eq} = F_R \cdot \frac{218}{X+168}$$

n <sub>2</sub>	FA	FR	n <sub>2</sub>	FA	FR	n <sub>2</sub>	FA	FR
300	1800	9000	140	2700	13500	70	3020	15100
250	2400	12000	120	2800	14000	40	3200	16000
200	2600	13000	85	2900	14500	15	3500	17500

**Giriş Mili**  
Input Shaft

n <sub>1</sub>	FA	FR
1400	700	3500
900	840	4200
500	900	4500

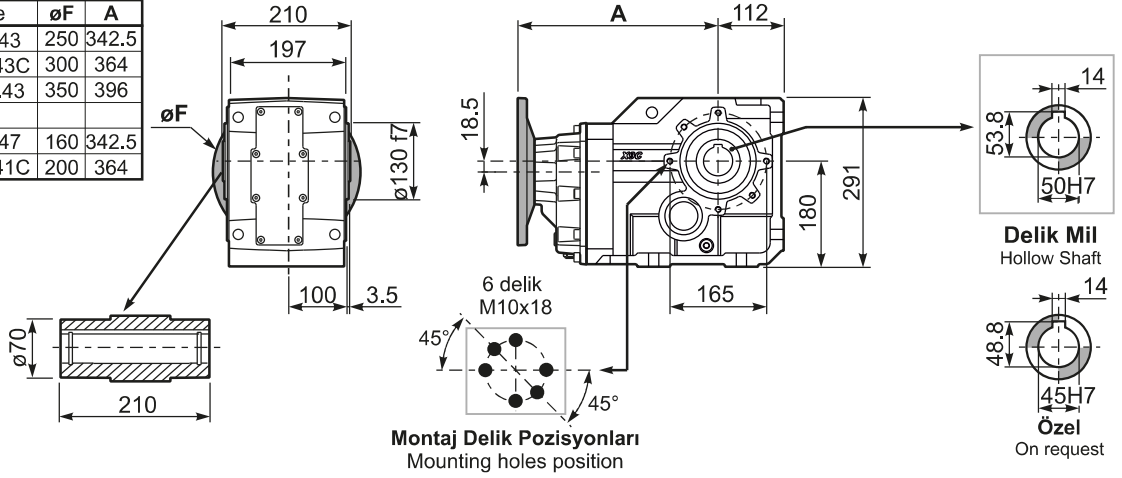
Tablo 2



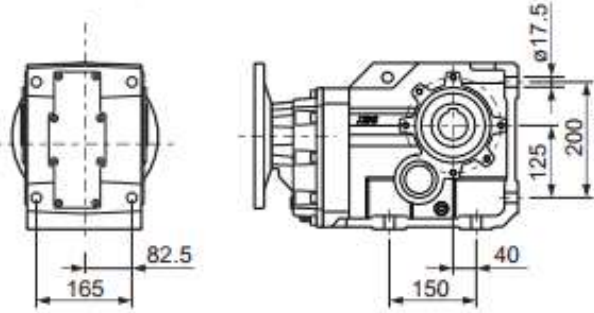
**PX93CC...** Standart redüktör  
Basic gearbox

Ağırlık  
Gearbox  
weight **75.0 kg**

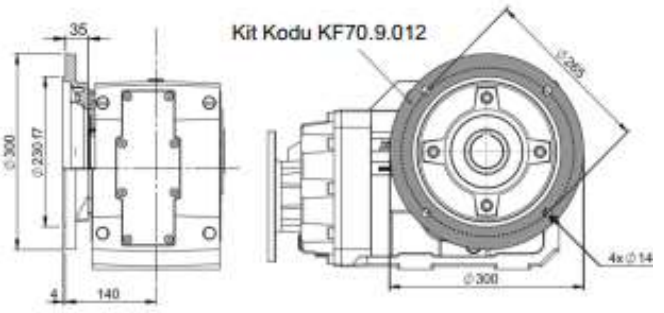
M. flanşları	Kit code	øF	A
100/112B5	K023.4.043	250	342.5
132B5	KC51.4.043C	300	364
160/180B5	KC86.4.0.43	350	396
100/112B14	K085.4.047	160	342.5
132B14	KC51.4.041C	200	364



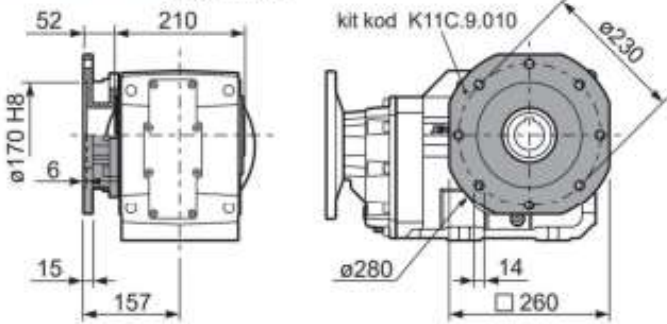
**PX93C...FB..** Ayak  
Feet



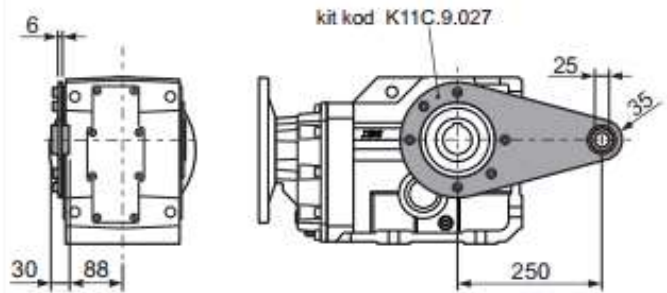
**PX93C...F5..** Çıkış flanşı  
Output flanges



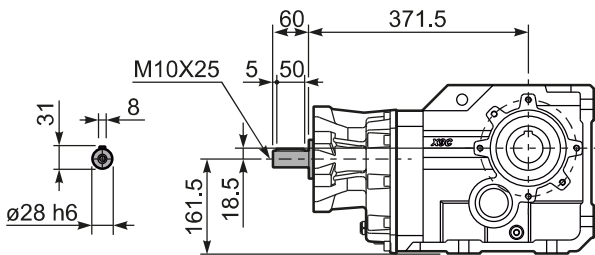
**PX93C...-FC** Çıkış flanşı  
Output flanges



**PX93C...BR..** Tok Kolu  
Reaction Arm

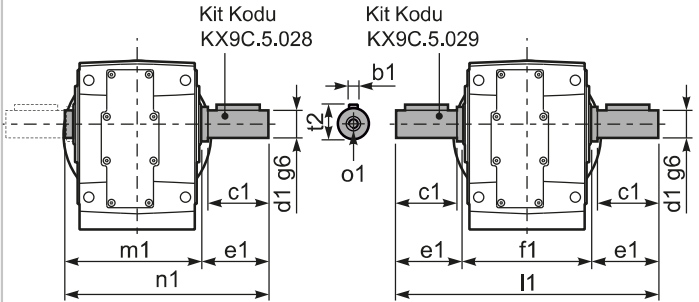


**RX93C...** Giriş Mili  
Input shaft



**PX93CA...** Tek Çıkış Mili  
Single Shaft

**PX93CB...** Çift Çıkış Mili  
Double Shaft



	b1	c1	d1	e1	f1	l1	m1	n1	t2	o1
Standard	14	100	50	105	210	420	218	323	53.5	M16
-	-	-	-	-	-	-	-	-	-	-



## HIZLI SEÇİM / Quick Selection

Giriş devri (n<sub>1</sub>) = 1400 d/d

Çıkış devri n <sub>2</sub> [d/d]	Tahvil i	Motor gücü P <sub>1M</sub> [kW]	Çıkış momenti M <sub>2M</sub> [Nm]	Servis Faktörü f.s.	Nominal Güç P <sub>1R</sub> [kW]	Nominal Moment M <sub>2R</sub> [Nm]	A Uygun B5 motor flanşları					Uygun B14 motor flanşları				Çıkış mil çapı ø	Tahvil kodu
							-C	-D	-E	-F	-G	-R	-T	-U	-V		
							71	80	90	100 112	132	80	90	100 112	132		
45.6	<b>30.70</b>	7.5	1399	1.1	8.3	1600	B									30132913	01
37.9	<b>36.97</b>	7.5	1685	0.9	6.9	1600	B									30132911	02
29.0	<b>48.26</b>	5.5	1625	1.0	5.3	1600	B									20132915	03
24.2	<b>57.86</b>	4	1425	1.1	4.4	1600	B									20132913	04
21.5	<b>65.24</b>	4	1607	1.0	3.9	1600	B									16132915	05
20.1	<b>69.68</b>	4	1716	1.0	3.8	1650	B									20132911	06
17.9	<b>78.23</b>	3	1450	1.1	3.4	1650	B									16132913	07
16.5	<b>84.85</b>	3	1573	1.0	3.0	1600	B									13132915	08
14.9	<b>94.20</b>	3	1747	0.9	2.8	1650	B									16132911	09
13.8	<b>101.74</b>	3	1886	0.9	2.6	1650	B									13132913	10
11.4	<b>122.51</b>	2.2	1672	1.0	2.1	1650	B									13132911	11
9.3	<b>149.95</b>	1.5	1411	1.2	1.8	1650	B									11132911	12
7.8	<b>180.09</b>	1.5	1694	1.0	1.5	1650	B									8132913	13
6.8	<b>206.81</b>	1.1	1421	1.1	1.2	1600	B									6132915	14
6.5	<b>216.85</b>	1.1	1490	1.1	1.2	1650	B									8132911	15
5.6	<b>247.99</b>	1.1	1704	1.0	1.1	1650	B									6132913	16
4.7	<b>298.61</b>	0.75	1407	1.2	0.88	1650	B									6132911	17

Dinamik verim tüm tahvil oranları için **0,92**'dir

Uygun Motor Flanşları  
Motor Flanges Available

B) Burç ile montaj yapılabilir  
Supplied with Reduction Bushing

B) Burç Kullanılmadan Montajı Yapılabilir  
Available on Request without Reduction Bushing

C) Terminal Kutusu flanş pozisyonu  
Motor Flange Holes Position

**TR** X94C gövde redüktörler yağsız olarak sevk edilir. Redüktör üzerinde havalandırma tapası, yağ göstergesi ve tahliye tapası mevcuttur. Mineral yağlar bu ekipmanlar ile birlikte kullanılır. Sentetik yağ kullanılmak istenirse bu ekipmanların körtapa ile değiştirilmesi önerilir. Tablo 1'de montaj pozisyonuna göre uygun yağ miktarları tanımlanmıştır. Tablo 2'de izin verilebilir radyal ve eksenel yük değerleri tanımlanmıştır.

**7 EN** Unit X94C is supplied without lubricant and equipped with a breather, level and drain plugs. User can add mineral oil keeping existing plugs. Should the user wish to fill it with synthetic oil, it is recommended to replace the existing plugs with a closed plug. See table 1 for lubrication and recommended quantity. In table 2 please see possible radial loads and axial loads on the gearbox.

Standart	Diğer montaj pozisyonlarını siparişte belirtiniz veya uygun miktarda yağ ekleyiniz. For these mounting position specify in the order or add oil					
B3	B6	B7	B8	V5	V6	V8
4.50 LT	3.80 LT	4.50 LT	5.30 LT	7.60 LT	5.30 LT	Sorunuz
AGIP Blasias 460						

Daha fazla ayrıntı için internet sitemizi inceleyiniz. **Tablo 1**  
For all details on lubrication and plugs check our website

## RADYAL VE EKSENEL YÜKLER / RADIAL AND AXIAL LOADS

**Çıkış Mili**  
Output Shaft

$$F_{eq} = FR \cdot \frac{218}{X+168}$$

n <sub>2</sub>	FA	FR	n <sub>2</sub>	FA	FR	n <sub>2</sub>	FA	FR
300	1800	9000	140	2700	13500	70	3020	15100
250	2400	12000	120	2800	14000	40	3200	16000
200	2600	13000	85	2900	14500	15	3500	17500

**Giriş Mili**  
Input Shaft

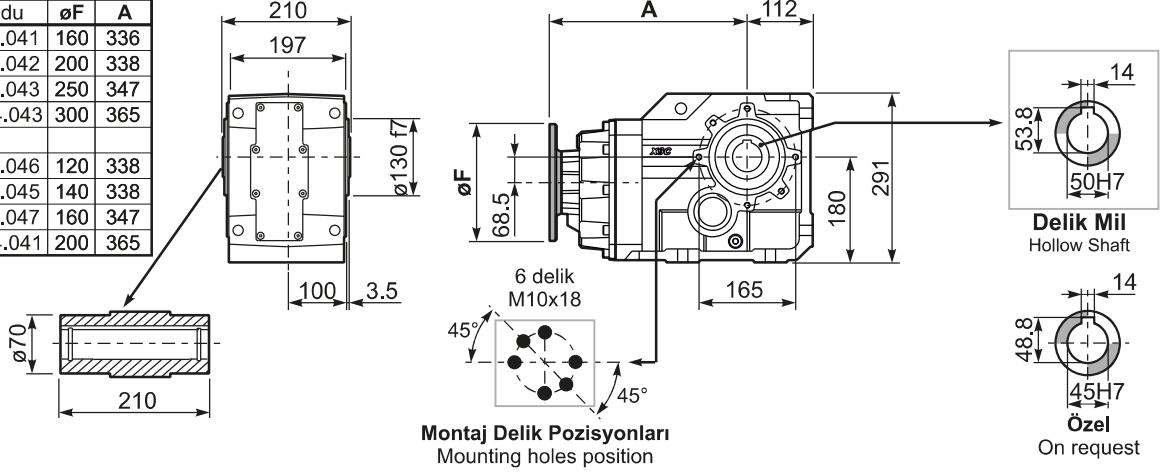
n <sub>1</sub>	FA	FR
1400	450	2250
900	500	2500
500	600	3000

Tablo 2

**PX94CC...** Standart redüktör  
Basic gearbox

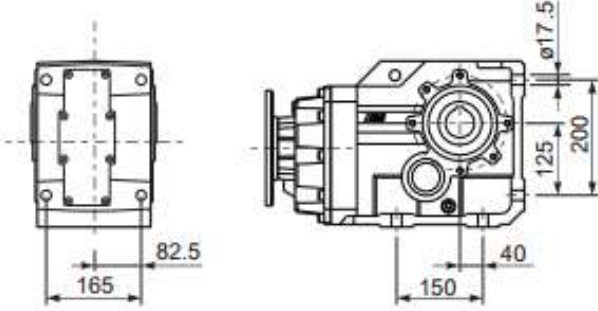
Ağırlık  
Gearbox  
weight **68.5 kg**

M. flanşları	Kit Kodu	øF	A
71B5	K023.4.041	160	336
80/90B5	K023.4.042	200	338
100/112B5	K023.4.043	250	347
132B5	KC51.4.043	300	365
80B14	K085.4.046	120	338
90B14	K085.4.045	140	338
100/112B14	K085.4.047	160	347
132B14	KC51.4.041	200	365

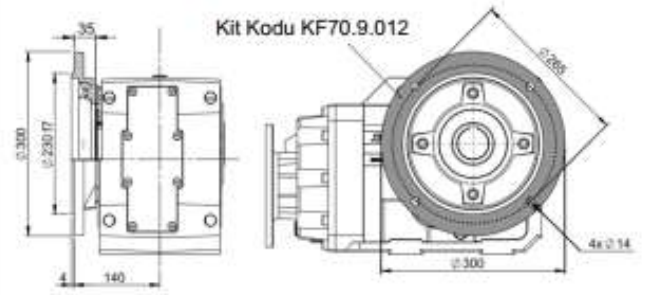


Montaj Delik Pozisyonları  
Mounting holes position

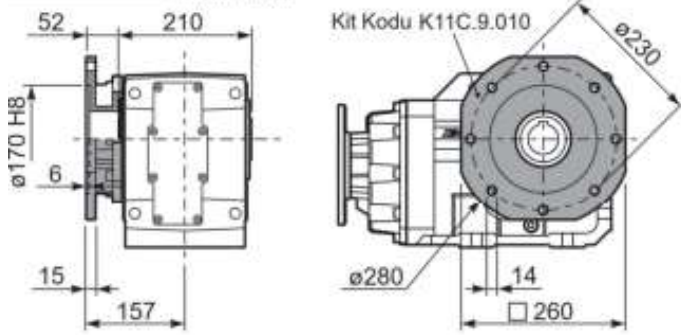
**PX94C...FB** Ayak  
Feet



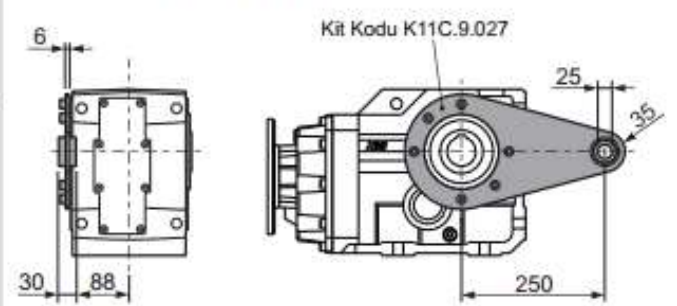
**PX94C...F5** Çıkış flanşı  
Output flanges



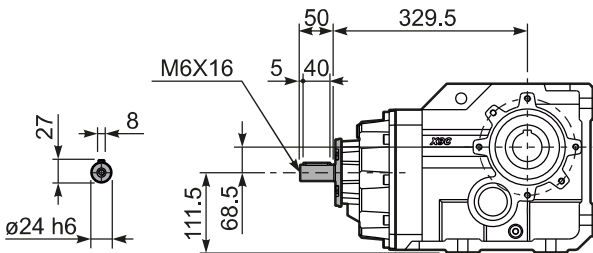
**X94C...-FC** Çıkış flanşı  
Output flanges



**PX94C...BR** Tok Kolu  
Reaction Arm

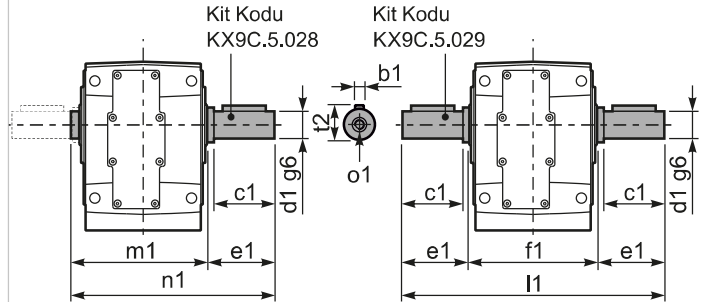


**RX94C...** Giriş Mili  
Input shaft



**PX94CA...** Tek Çıkış Mili  
Single Shaft

**PX94CB...** Çift Çıkış Mili  
Double Shaft



	b1	c1	d1	e1	f1	l1	m1	n1	t2	o1
Standart	14	100	50	105	210	420	218	323	53.5	M16
-	-	-	-	-	-	-	-	-	-	-



## HIZLI SEÇİM / Quick Selection

Giriş devri (n<sub>1</sub>) = 1400 d/d

Çıkış devri n <sub>2</sub> [d/d]	Tahvil i	Motor gücü P <sub>1M</sub> [kW]	Çıkış momenti M <sub>2M</sub> [Nm]	Servis Faktörü f.s.	Nominal Güç P <sub>1R</sub> [kW]	Nominal Moment M <sub>2R</sub> [Nm]	Uygun B5 motor flanşları				Uygun B14 motor flanşları				Çıkış mil çapı Ø	Tahvil kodu
							-G	-H	-I	-L	-	-	-	-		
							132	160	180	200	-	-	-	-		
219	6.39	30	1180	1.1	31.7	1300									392914	01
200	7.00	30	1292	1.1	31.2	1400									392913	02
164	8.55	30	1578	1.0	27.4	1500									392911	03
140	10.01	22	1357	1.2	24.9	1600									302914	04
128	10.97	22	1486	1.1	24.2	1700									302913	05
105	13.39	22	1815	1.2	24.5	2100									302911	06
89	15.71	22	2130	1.0	21.8	2200									222914	07
81	17.21	22	2333	1.0	20.8	2300									222913	08
67	21.02	18.5	2394	1.0	17.8	2400									222911	09
59	23.73	18.5	2703	1.0	17.1	2600									162914	10
54	25.99	18.5	2960	0.9	16.8	2800									162913	11
50	27.93	15	2576	1.1	16.2	2900									142914	12
45.8	30.59	15	2822	1.0	14.8	2900									142913	13
44.1	31.74	15	2928	1.0	14.2	2900									162911	14
37.5	37.36	11	2532	1.1	12.1	2900									142911	15
33.8	41.37	11	2804	1.0	10.9	2900									102914	16
30.9	45.31	9	2618	1.1	10.0	2900									102913	17
25.3	55.33	7.5	2573	1.2	8.5	3000									102911	18

Dinamik verim tüm tahvil oranları için 0,94'dür

Uygun Motor Flanşları  
Motor Flanges Available

B) Burç ile montaj yapılabilir  
Supplied with Reduction Bushing

B) Burç Kullanılmadan Montajı Yapılabilir  
Available on Request without Reduction Bushing

C) Terminal Kutusu flanş pozisyonu  
Motor Flange Holes Position

**TR** X103 gövde redüktörler yağsız olarak sevk edilir. Redüktör üzerinde havalandırma tapası, yağ göstergesi ve tahliye tapası mevcuttur. Mineral yağlar bu ekipmanlar ile birlikte kullanılır. Sentetik yağ kullanılmak istenirse bu ekipmanların körtapa ile değiştirilmesi önerilir. Tablo 1'de montaj pozisyonuna göre uygun yağ miktarları tanımlanmıştır. Tablo 2'de izin verilebilir radyal ve aksel yük değerleri tanımlanmıştır.

**EN** Unit X103 is supplied without lubricant and equipped with a breather, level and drain plugs. User can add mineral oil keeping existing plugs. Should the user wish to fill it with synthetic oil, it is recommended to replace the existing plugs with a closed plug. See table 1 for lubrication and recommended quantity. In table 2 please see possible radial loads and axial loads on the gearbox.

Standart	Diğer montaj pozisyonlarını siparişte belirtiniz veya uygun miktarda yağ ekleyiniz. For these mounting position specify in the order or add oil					
11.50 LT	5.50 LT	10.50 LT	7.50 LT	13.50 LT	9.50 LT	Sorunuz

AGIP Blasia 460

Daha fazla ayrıntı için internet sitemizi inceleyiniz.  
For all details on lubrication and plugs check our website

Tablo 1

## RADYAL VE EKSENEL YÜKLER / RADIAL AND AXIAL LOADS


Çıkış Mili  
Output Shaft

$$F_{eq} = F_R \cdot \frac{253}{X+193}$$



n <sub>2</sub>	FA	FR	n <sub>2</sub>	FA	FR	n <sub>2</sub>	FA	FR
300	2000	10000	140	2800	14000	70	3500	17500
250	2500	12500	120	3000	15000	40	4200	21000
200	2700	13500	85	3200	16000	15	5400	27000

Giriş Mili  
Input Shaft



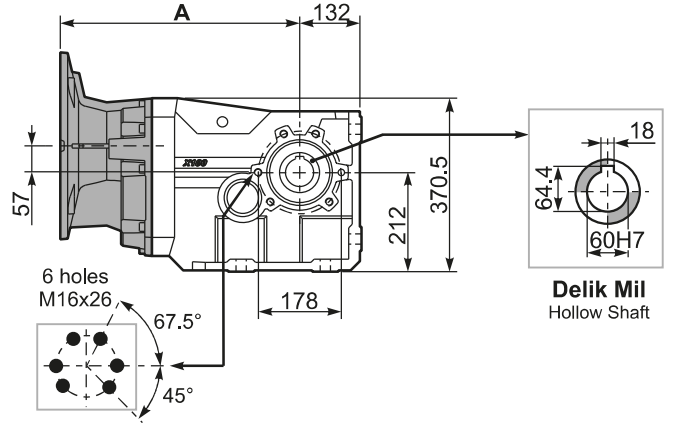
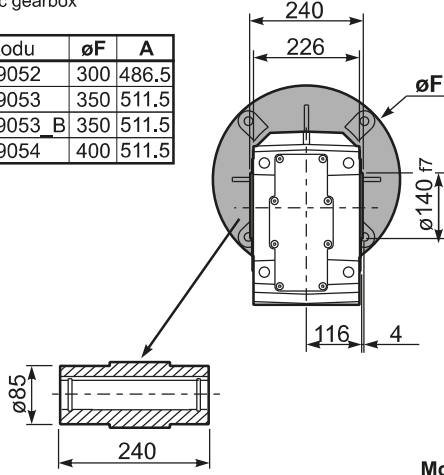
n <sub>1</sub>	FA	FR
1400	1120	5600
900	1220	6100
500	1300	6500

Tablo 2

**PX103C...** Standart redüktör  
Basic gearbox

Ağırlık  
Gearbox  
weight **125 kg**

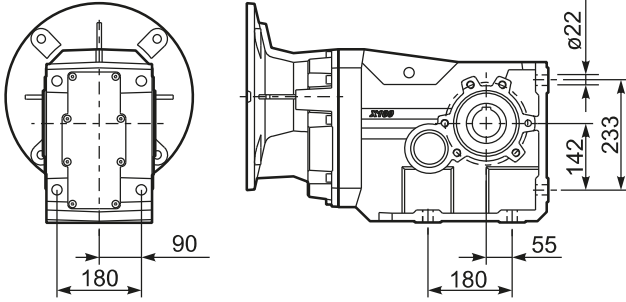
M. flanşları	Kit Kodu	øF	A
132B5	KC1109052	300	486.5
160B5	KC1109053	350	511.5
180B5	KC1109053 B	350	511.5
200B5	KC1109054	400	511.5



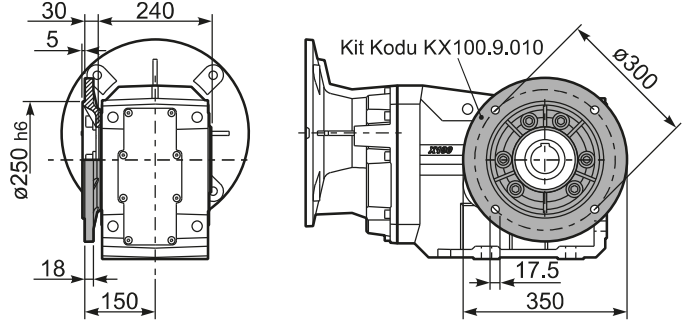
**Montaj Delik Pozisyonları**  
Mounting holes position

**Delik Mil**  
Hollow Shaft

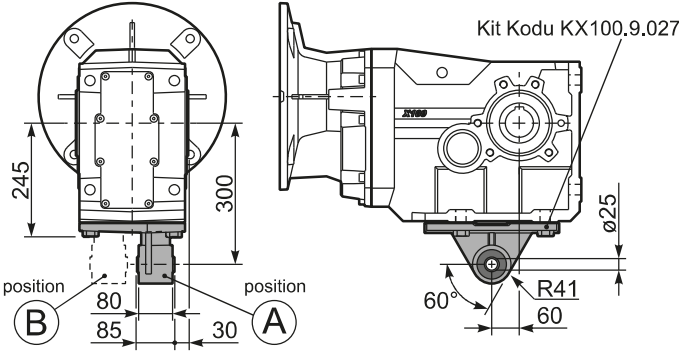
**PX103...FB..** Ayak  
Feet



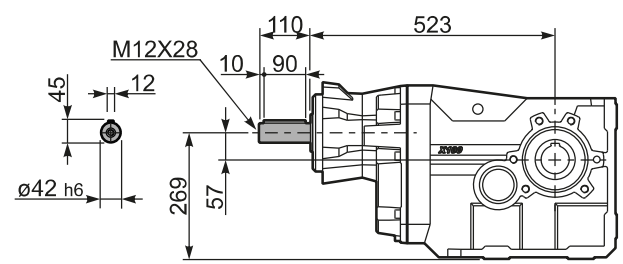
**PX103...-F6..** Çıkış flanşı  
Output flanges



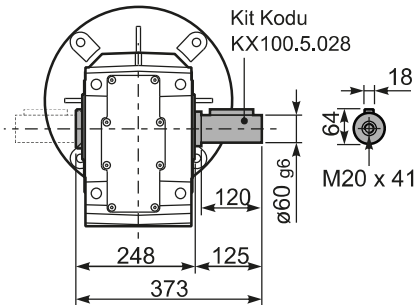
**PX103...BR..** Tok Kolu  
Reaction Arm



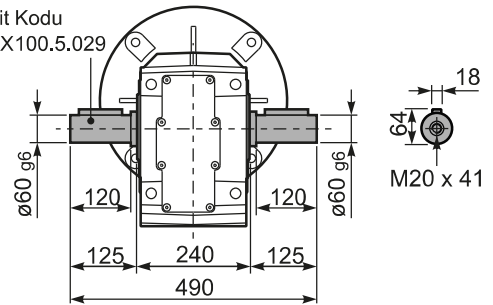
**RX103...** Giriş Mili  
Input shaft



**PX103A...** Tek Çıkış Mili  
Single Shaft



**PX103B...** Çift Çıkış Mili  
Double Shaft







## HIZLI SEÇİM / Quick Selection

Giriş devri (n<sub>1</sub>) = 1400 d/d

Çıkış devri n <sub>2</sub> [d/d]	Tahvil i	Motor gücü P <sub>1M</sub> [kW]	Çıkış momenti M <sub>2M</sub> [Nm]	Servis Faktörü f.s.	Nominal Güç P <sub>1R</sub> [kW]	Nominal Moment M <sub>2R</sub> [Nm]	Uygun B5 motor flanşları				Uygun B14 motor flanşları		Çıkış mil çapı ø	Tahvil kodu
							-D	-E	-F	-G	-U	-V-		
							80	90	100 112	132	100 112	132		
28.8	<b>48.57</b>	9	2750	1.1	<b>9.5</b>	<b>2900</b>							30142911	01
20.5	<b>68.43</b>	7.5	3118	1.0	<b>7.0</b>	<b>3000</b>							20142914	02
18.7	<b>74.95</b>	5.5	2523	1.2	<b>6.4</b>	<b>3000</b>							20142913	03
15.1	<b>92.53</b>	5.5	3115	1.0	<b>5.2</b>	<b>3000</b>							16142914	04
13.8	<b>101.33</b>	4	2496	1.2	<b>4.7</b>	<b>3000</b>							16142913	05
11.6	<b>120.33</b>	4	2963	1.0	<b>4.0</b>	<b>3000</b>							13142914	06
11.3	<b>123.75</b>	4	3048	1.0	<b>3.9</b>	<b>3000</b>							16142911	07
10.6	<b>131.78</b>	4	3245	0.9	<b>3.6</b>	<b>3000</b>							13142913	08
9.5	<b>147.28</b>	3	2731	1.1	<b>3.2</b>	<b>3000</b>							11142914	09
8.7	<b>161.30</b>	3	2990	1.0	<b>3.0</b>	<b>3000</b>							11142913	10
7.1	<b>196.98</b>	2.2	2689	1.1	<b>2.4</b>	<b>3000</b>							11142911	11
6.6	<b>212.99</b>	2.2	2907	1.0	<b>2.2</b>	<b>3000</b>							8142914	12
6.0	<b>233.26</b>	2.2	3184	0.9	<b>2.0</b>	<b>3000</b>							8142913	13
4.9	<b>284.86</b>	2.2	3889	0.8	<b>1.7</b>	<b>3000</b>							8142911	14

Dinamik verim tüm tahvil oranları için **0,92**'dir

Uygun Motor Flanşları  
Motor Flanges Available

B) Burç ile montaj yapılabilir  
Supplied with Reduction Bushing

B) Burç Kullanılmadan Montajı Yapılabilir  
Available on Request without Reduction Bushing

C) Terminal Kutusu flanş pozisyonu  
Motor Flange Holes Position

**TR** X104 gövde redüktörler yağsız olarak sevk edilir. Redüktör üzerinde havalandırma tapası, yağ göstergesi ve tahliye tapası mevcuttur. Mineral yağlar bu ekipmanlar ile birlikte kullanılır. Sentetik yağ kullanılmak istenirse bu ekipmanların körtapa ile değiştirilmesi önerilir. Tablo 1'de montaj pozisyonuna göre uygun yağ miktarları tanımlanmıştır. Tablo 2'de izin verilebilir radyal ve eksenel yük değerleri tanımlanmıştır.

**EN** Unit X104 is supplied without lubricant and equipped with a breather, level and drain plugs. User can add mineral oil keeping existing plugs. Should the user wish to fill it with synthetic oil, it is recommended to replace the existing plugs with a closed plug. See table 1 for lubrication and recommended quantity. In table 2 please see possible radial loads and axial loads on the gearbox.

Standart	Diğer montaj pozisyonlarını siparişte belirtiniz veya uygun miktarda yağ ekleyiniz. For these mounting position specify in the order or add oil					
B3	B6	B7	B8	V5	V6	V8
12.00 LT	6.00 LT	11.50 LT	8.00 LT	14.50 LT	11.00 LT	Sorunuz
AGIP Blasia 460						

Daha fazla ayrıntı için internet sitemizi inceleyiniz.  
For all details on lubrication and plugs check our website

Tablo 1

## RADYAL VE EKSENEL YÜKLER / RADIAL AND AXIAL LOADS

**Çıkış Mili**  
Output Shaft

$$F_{eq} = F_R \cdot \frac{253}{X+193}$$

n <sub>2</sub>	FA	FR	n <sub>2</sub>	FA	FR	n <sub>2</sub>	FA	FR
300	2000	10000	140	2800	14000	70	3500	17500
250	2500	12500	120	3000	15000	40	4200	21000
200	2700	13500	85	3200	16000	15	5400	27000

**Giriş Mili**  
Input Shaft

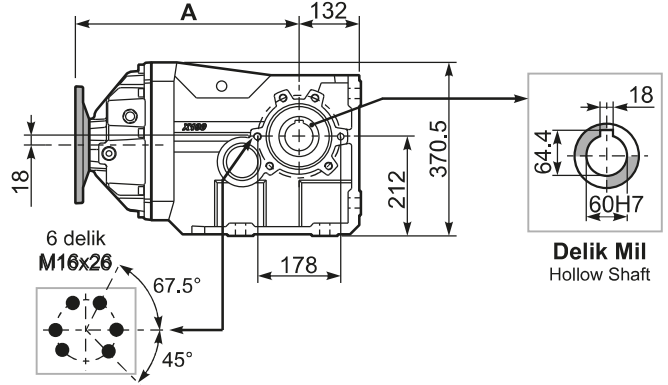
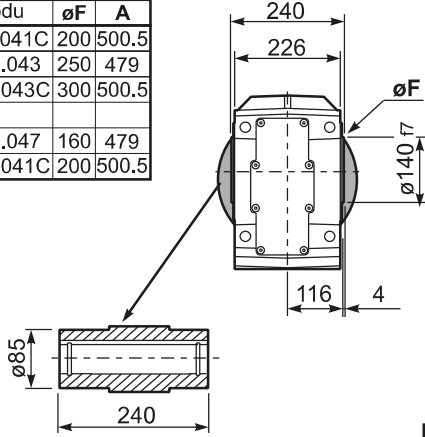
n <sub>1</sub>	FA	FR
1400	700	3500
900	840	4200
500	900	4500

Tablo 2

**PX104C...** Standart redüktör  
Basic gearbox

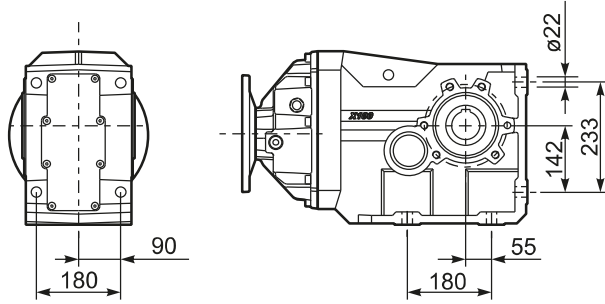
Ağırlık  
Gearbox  
weight **118 kg**

M. flanşları	Kit Kodu	øF	A
80/90 B5	KC51.4.041C	200	500.5
100/112B5	K023.4.043	250	479
132B5	KC51.4.043C	300	500.5
100/112B14	K085.4.047	160	479
132B14	KC51.4.041C	200	500.5

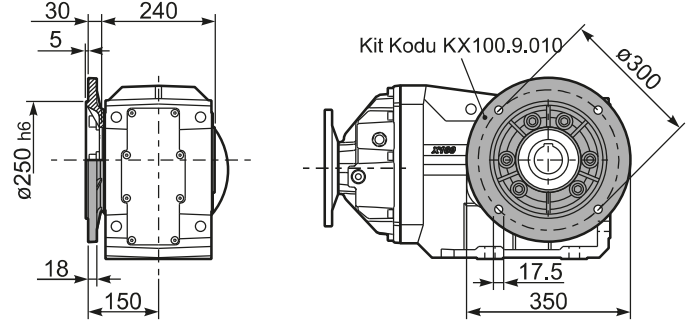


Montaj Delik Pozisyonları  
Mounting holes position

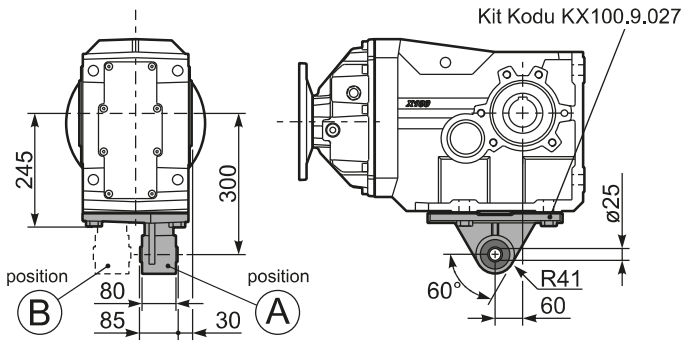
**PX104...FB..** Ayak  
Feet



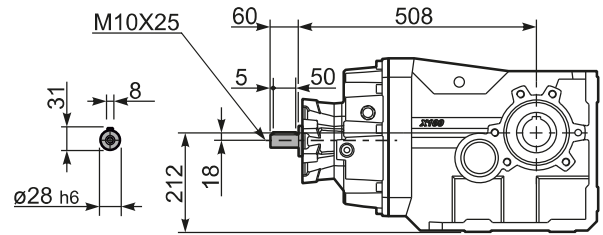
**PX104...-F6..** Çıkış flanşı  
Output flanges



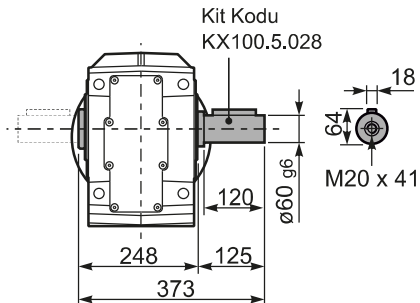
**PX104...BR..** Tok Kolu  
Reaction Arm



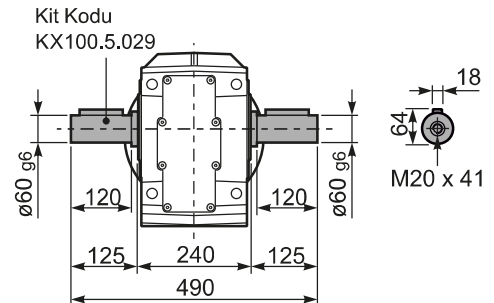
**RX104...** Giriş Mili  
Input shaft



**PX104A...** Tek Çıkış Mili  
Single Shaft



**PX104B...** Çift Çıkış Mili  
Double Shaft





## HIZLI SEÇİM / Quick Selection

Giriş devri (n<sub>1</sub>) = 1400 d/d

Çıkış devri n <sub>2</sub> [d/d]	Tahvil i	Motor gücü P <sub>1M</sub> [kW]	Çıkış momenti M <sub>2M</sub> [Nm]	Servis Faktörü f.s.	Nominal Güç P <sub>1R</sub> [kW]	Nominal Moment M <sub>2R</sub> [Nm]	Uygun B5 motor flanşları					Uygun B14 motor flanşları			Çıkış mil çapı ø	Tahvil kodu
							-G	-H	-I	-L	CA	-	-	-		
							132	160	180	200	225	-	-	-		
219	6.39	45	1757	1.4	61.0	2500									392914	01
200	7.00	45	1925	1.4	59.0	2650									392913	02
164	8.55	45	2350	1.2	51.1	2800									392911	03
140	10.01	45	2752	1.2	49.8	3200									302914	04
128	10.97	45	3014	1.1	45.5	3200									302913	05
105	13.39	37	3025	1.1	39.6	3400									302911	06
89	15.71	37	3550	1.0	34.7	3500									222914	07
81	17.21	37	3888	1.0	33.5	3700									222913	08
67	21.02	30	3877	1.0	29.7	4000									222911	09
59	23.73	30	4378	0.9	26.9	4100									162914	10
54	25.99	22	3523	1.2	25.8	4300									162913	11
50	27.93	22	3786	1.1	24.0	4300									142914	12
45.8	30.59	22	4146	1.1	22.9	4500									142913	13
44.1	31.74	22	4302	1.0	22.1	4500									162911	14
37.5	37.36	18.5	4255	1.1	18.8	4500									142911	15
33.8	41.37	18.5	4712	1.0	17.0	4500									102914	16
30.9	45.31	15	4179	1.1	15.5	4500									102913	17
25.3	55.33	11	3750	1.2	12.7	4500									102911	18

Dinamik verim tüm tahvil oranları için 0,94'dür

Uygun Motor Flanşları  
Motor Flanges Available

B) Burç ile montaj yapılabilir  
Supplied with Reduction Bushing

B) Burç Kullanılmadan Montajı Yapılabilir  
Available on Request without Reduction Bushing

C) Terminal Kutusu flanş pozisyonu  
Motor Flange Holes Position

**TR** X113 gövde redüktörler yağsız olarak sevk edilir. Redüktör üzerinde havalandırma tapası, yağ göstergesi ve tahliye tapası mevcuttur. Mineral yağlar bu ekipmanlar ile birlikte kullanılır. Sentetik yağ kullanılmak istenirse bu ekipmanların körtapa ile değiştirilmesi önerilir. Tablo 1'de montaj pozisyonuna göre uygun yağ miktarları tanımlanmıştır. Tablo 2'de izin verilebilir radyal ve eksenel yük değerleri tanımlanmıştır.

**EN** Unit X113 is supplied without lubricant and equipped with a breather, level and drain plugs. User can add mineral oil keeping existing plugs. Should the user wish to fill it with synthetic oil, it is recommended to replace the existing plugs with a closed plug. See table 1 for lubrication and recommended quantity. In table 2 please see possible radial loads and axial loads on the gearbox.

Standart	Diğer montaj pozisyonlarını siparişte belirtiniz veya uygun miktarda yağ ekleyiniz. For these mounting position specify in the order or add oil					
13.50 LT	8.00 LT	15.50 LT	14.50 LT	22.00 LT	13.00 LT	Sorunuz
AGIP Blasias 460						

Daha fazla ayrıntı için internet sitemizi inceleyiniz.  
For all details on lubrication and plugs check our website

Tablo 1

### RADYAL VE EKSENEL YÜKLER / RADIAL AND AXIAL LOADS

**Çıkış Mili**  
Output Shaft

$$F_{eq} = F_R \cdot \frac{325.5}{X+255.5}$$

n <sub>2</sub>	FA	FR	n <sub>2</sub>	FA	FR	n <sub>2</sub>	FA	FR
300	2100	10500	140	3100	15500	70	4200	21000
250	2600	13000	120	3240	16200	40	5600	28000
200	3000	15000	85	3600	18000	15	8000	40000

**Giriş Mili**  
Input Shaft

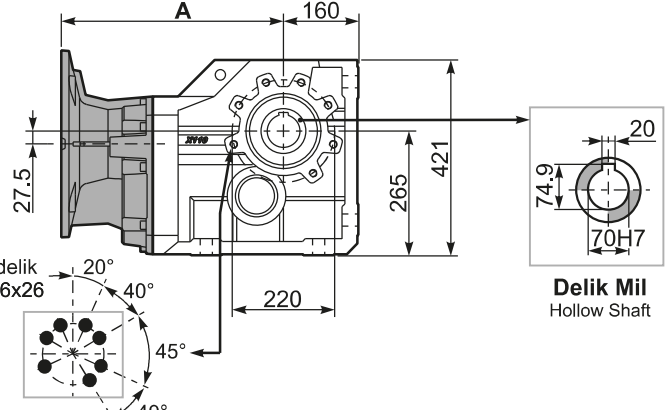
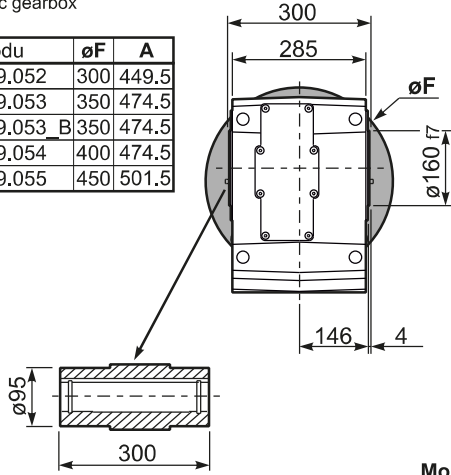
n <sub>1</sub>	FA	FR
1400	1120	5600
900	1220	6100
500	1300	6500

Tablo 2

**PX113C...** Standart redüktör  
Basic gearbox

Ağırlık  
Gearbox  
weight **170 kg**

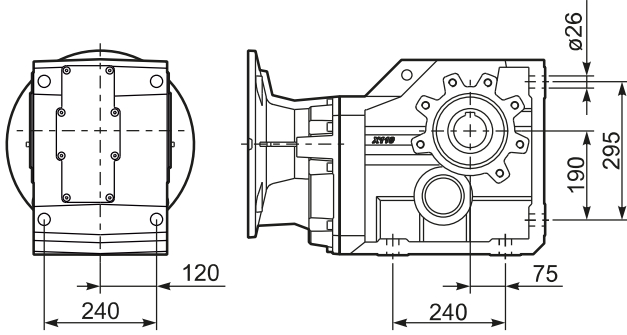
M. flanşları	Kit Kodu	øF	A
132B5	KC110.9.052	300	449.5
160B5	KC110.9.053	350	474.5
180B5	KC110.9.053 B	350	474.5
200B5	KC110.9.054	400	474.5
225B5	KC110.9.055	450	501.5



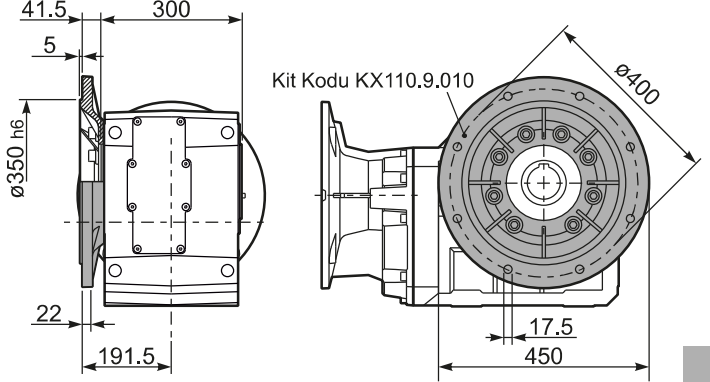
**Montaj Delik Pozisyonları**  
Mounting holes position

**Delik Mil**  
Hollow Shaft

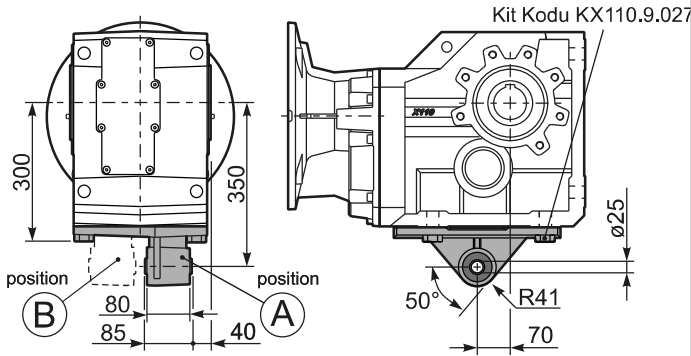
**PX113...FB..** Ayak  
Feet



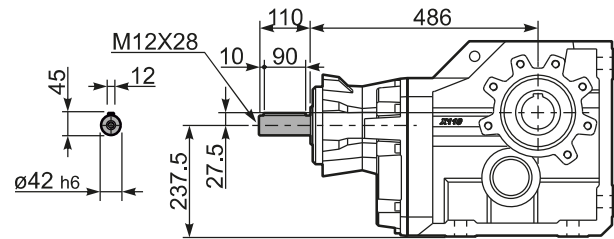
**PX113...-F7..** Çıkış flanşı  
Output flanges



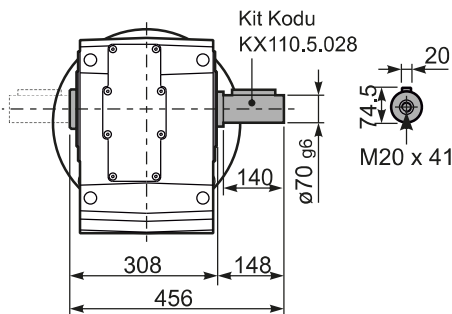
**PX113...BR..** Tok Kolu  
Reaction Arm



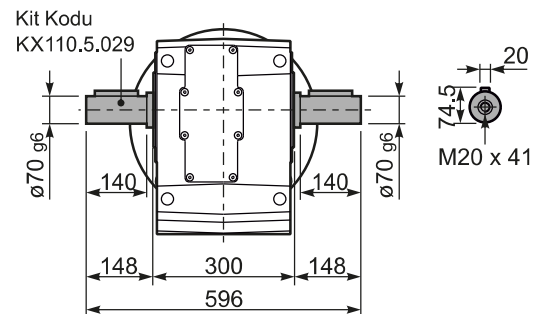
**RX113...** Giriş Mili  
Input shaft



**PX113A...** Tek Çıkış Mili  
Single Shaft



**PX113B...** Çift Çıkış Mili  
Double Shaft





### HIZLI SEÇİM / Quick Selection

Giriş devri (n<sub>1</sub>) = 1400 d/d

Çıkış devri n <sub>2</sub> [d/d]	Tahvil i	Motor gücü P <sub>1M</sub> [kW]	Çıkış momenti M <sub>2M</sub> [Nm]	Servis Faktörü f.s.	Nominal Güç P <sub>1R</sub> [kW]	Nominal Moment M <sub>2R</sub> [Nm]	Uygun B5 motor flanşları					Uygun B14 motor flanşları		Çıkış mil çapı ø	Tahvil kodu
							-D	-E	-F	-G	-H	-U	-V		
							80	90	100 112	132	160	100 112	132		
28.8	<b>48.57</b>	15	4390	1.0	14.8	4500								30142911	01
20.5	<b>68.43</b>	11	4545	1.0	10.7	4600								20142914	02
18.7	<b>74.95</b>	11	4977	0.9	9.8	4600								20142913	03
15.1	<b>92.53</b>	7.5	4216	1.1	7.9	4600								16142914	04
13.8	<b>101.33</b>	7.5	4617	1.0	7.2	4600								16142913	05
11.6	<b>120.33</b>	5.5	4051	1.1	6.1	4600								13142914	06
11.3	<b>123.75</b>	5.5	4166	1.1	5.8	4500								16142911	07
10.6	<b>131.78</b>	5.5	4436	1.0	5.6	4600								13142913	08
9.5	<b>147.28</b>	5.5	4958	0.9	5.0	4600								11142914	09
8.7	<b>161.30</b>	4	3972	1.2	4.5	4600								11142913	10
7.1	<b>196.98</b>	3	3652	1.2	3.6	4500								11142911	11
6.6	<b>212.99</b>	3	3949	1.2	3.4	4600								8142914	12
6.0	<b>233.26</b>	3	4324	1.1	3.1	4600								8142913	13
4.9	<b>284.86</b>	2.2	3889	1.2	2.5	4500								8142911	14

Dinamik verim tüm tahvil oranları için 0,92'dir

Uygun Motor Flanşları  
Motor Flanges Available

B) Burç ile montaj yapılabilir  
Supplied with Reduction Bushing

B) Burç Kullanılmadan Montajı Yapılabilir  
Available on Request without Reduction Bushing

C) Terminal Kutusu flanş pozisyonu  
Motor Flange Holes Position

**TR** X114 gövde redüktörler yağsız olarak sevk edilir. Redüktör üzerinde havalandırma tapası, yağ göstergesi ve tahliye tapası mevcuttur. Mineral yağlar bu ekipmanlar ile birlikte kullanılır. Sentetik yağ kullanılmak istenirse bu ekipmanların körtapa ile değiştirilmesi önerilir. Tablo 1'de montaj pozisyonuna göre uygun yağ miktarları tanımlanmıştır. Tablo 2'de izin verilebilir radyal ve aksel yük değerleri tanımlanmıştır.

**EN** Unit X114 is supplied without lubricant and equipped with a breather, level and drain plugs. User can add mineral oil keeping existing plugs. Should the user wish to fill it with synthetic oil, it is recommended to replace the existing plugs with a closed plug. See table 1 for lubrication and recommended quantity. In table 2 please see possible radial loads and axial loads on the gearbox.

Standart	Diğer montaj pozisyonlarını siparişte belirtiniz veya uygun miktarda yağ ekleyiniz. For these mounting position specify in the order or add oil					
14.50 LT	8.50 LT	16.50 LT	16.00 LT	23.00 LT	14.50 LT	Sorunuz
SHELL Omala S2 GX 460				ENI Blasias 460		

Daha fazla ayrıntı için internet sitemizi inceleyiniz.  
For all details on lubrication and plugs check our website

Tablo 1

### RADYAL VE EKSENEL YÜKLER / RADIAL AND AXIAL LOADS

**Çıkış Mili**  
Output Shaft

$$F_{eq} = F_R \cdot \frac{325.5}{X+255.5}$$

n <sub>2</sub>	FA	FR	n <sub>2</sub>	FA	FR	n <sub>2</sub>	FA	FR
300	2100	10500	140	3100	15500	70	4200	21000
250	2600	13000	120	3240	16200	40	5600	28000
200	3000	15000	85	3600	18000	15	8000	40000

**Giriş Mili**  
Input Shaft

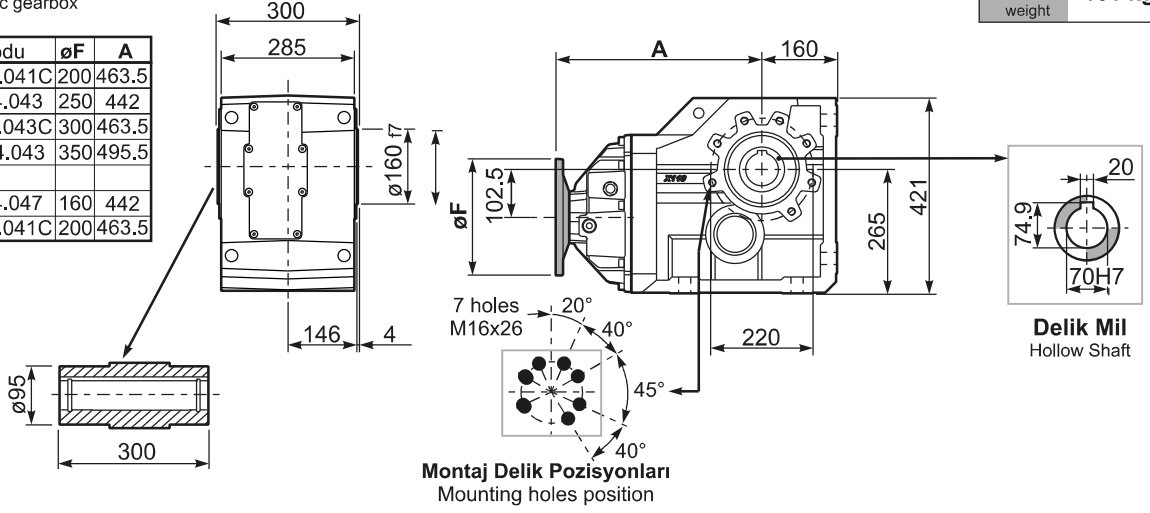
n <sub>1</sub>	FA	FR
1400	700	3500
900	840	4200
500	900	4500

Tablo 2

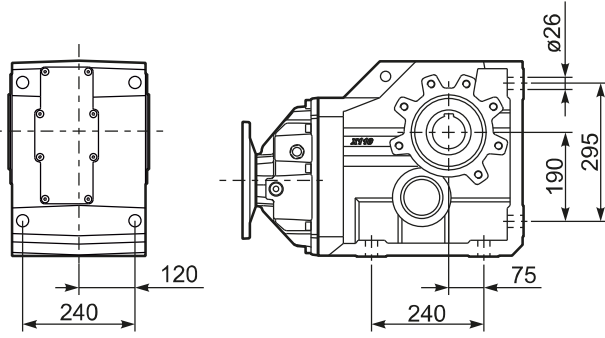
**PX114C...** Standart redüktör  
Basic gearbox

Ağırlık  
Gearbox  
weight **161 kg**

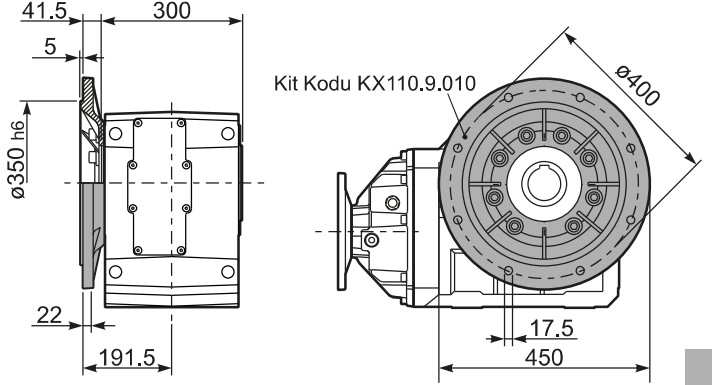
M. flanşları	Kit Kodu	øF	A
<b>80/90B5</b>	KC51.4.041C	200	463.5
<b>100/112B5</b>	K023.4.043	250	442
<b>132B5</b>	KC51.4.043C	300	463.5
<b>160B5</b>	KC86.4.043	350	495.5
<b>100/112B14</b>	K085.4.047	160	442
<b>132B14</b>	KC51.4.041C	200	463.5



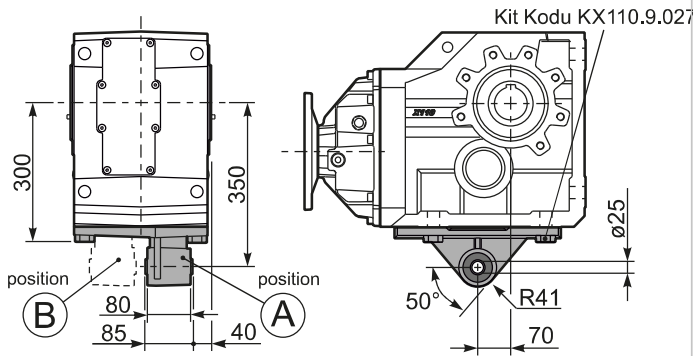
**PX114...FB..** Ayak  
Feet



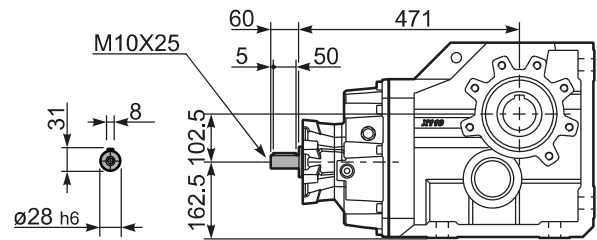
**PX114...-F7..** Çıkış flanşı  
Output flanges



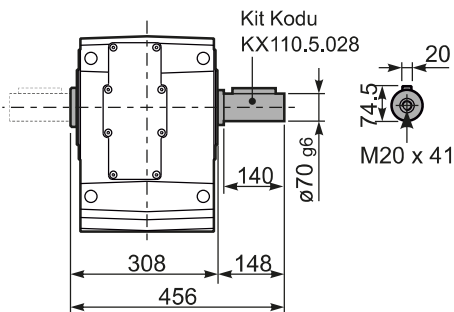
**PX114...BR..** Tok Kolu  
Reaction Arm



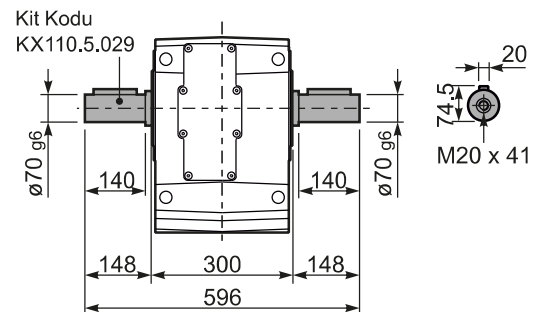
**RX114...** Giriş Mili  
Input shaft



**PX114A...** Tek Çıkış Mili  
Single Shaft



**PX114B...** Çift Çıkış Mili  
Double Shaft





## Tek Parça Alüminyum Alaşımli Gövde

MIL-STD 276 standardına göre üretilmiş gövde için herhangi bir ikincil yüzey işlemine gerek yoktur. Yüzeyler boyanabilir.

### Alloy housing

Is vacuum impregnated (MIL-STD 276) for protection and sealing. No secondary finish required but readily accepts paint.

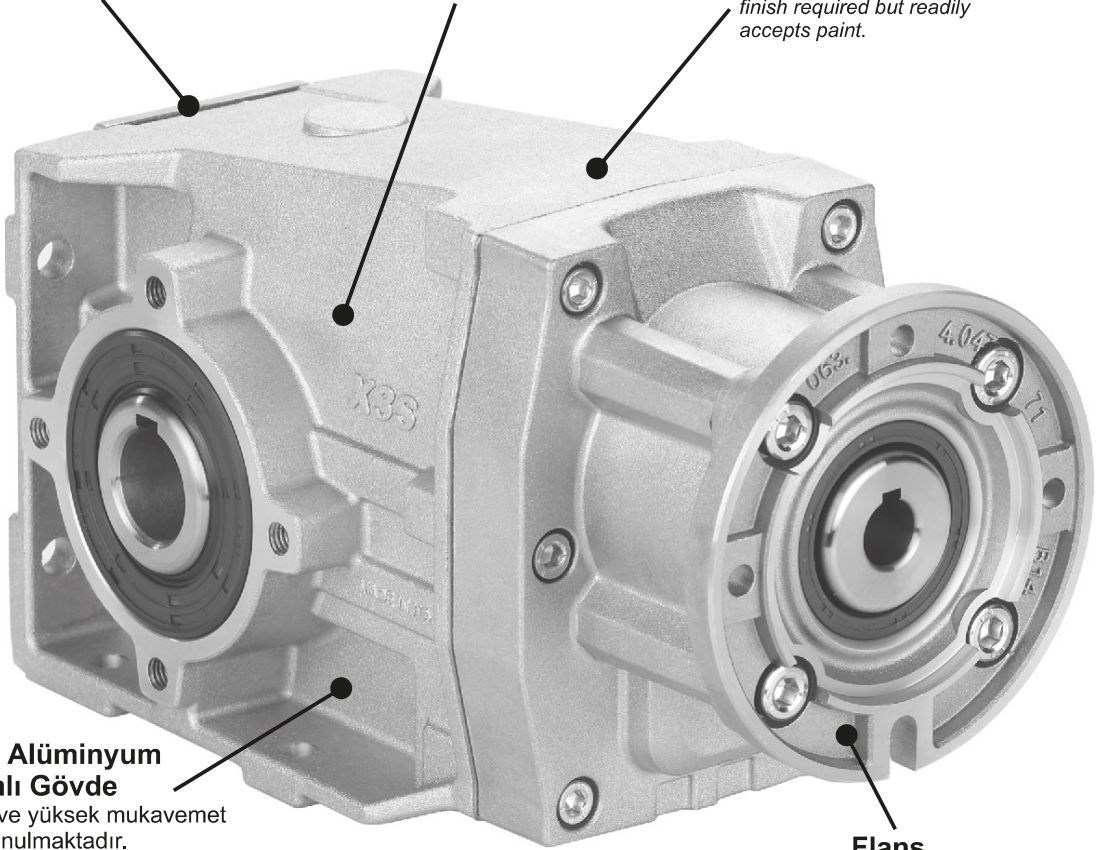
### Dişliler

Isıl işlem görmüş ve hassas profil taşlanmıştır.

### Gears

Hardened and ground gears

### De-Monte edilebilir kapak Removable inspection cover



## Tek Parça Alüminyum Alaşımli Gövde

Hafif gövde yapısı ve yüksek mukavemet birlikte sunulmaktadır. Yüksek hasssiyette işlenmiştir.

### Single-piece aluminum

Combines light weight with high tensile strength. Precision machined for alignment of bearings and gearing

### Flanş

Tüm giriş flanşları IEC standardına uygundur.

### Flange

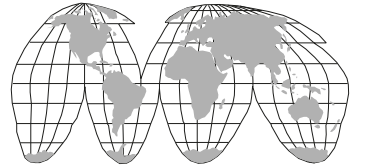

Fully modular to IEC and Compact integrated motor. NEMA C flange

## Tek Parça Döküm Gövde

Hafif gövde yapısı ve yüksek mukavemet birlikte sunulmaktadır. Yüksek hasssiyette işlenmiştir.

### Cast Iron housing

With high tensile strength. Precision machined for alignment of bearings and gearing



Yaygın Satış Ağı  
World wide sales network.

# Konik Helisel Dişli Redüktörler / Helical-Bevel Gearboxes

Sayfa / On page



Tip / Types →

7	9	11	13	15	17	19	21	23
<b>X22S</b> 50Nm	<b>X32S</b> 90Nm	<b>X33S</b> 100Nm	<b>X42A</b> 150Nm	<b>X43A</b> 160Nm	<b>X52A</b> 250Nm	<b>X53A</b> 250Nm	<b>X62A</b> 410Nm	<b>X63A</b> 410Nm

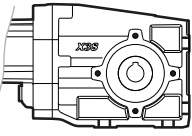
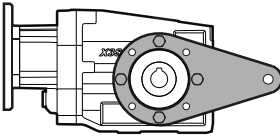
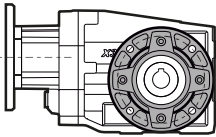
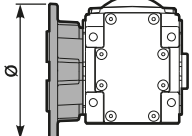
## NASIL SİPARİŞ EDİLİR / HOW TO ORDER

Tip / Type	Gövde Büyüklüğü / Size	Montaj Şekli / Mounting	Tahvil- Ratio	Çıkış Mili / Output shaft																														
<b>M</b>	<b>X22S</b>	<b>C</b>	<b>4.83</b>	<b>-A</b>																														
Konik Helisel Dişli Redüktörler Helical-bevel gear	2 Kademe Stages   3 Kademe Stages	Delik Mil Çıkışı <b>C</b>	Ölçü sayfalarına bakınız See technical data table	Delik Mil Çıkışı <b>STANDART</b>																														
IEC motorlu <b>M</b>	Alüminyum Aluminum	Dolu Mil Çıkışı <b>A</b>		<table border="1"> <tr> <td>X22S</td> <td>113C 114C</td> </tr> <tr> <td><b>-A</b> ⇒ <math>\varnothing 18</math></td> <td><b>-F</b> ⇒ <math>\varnothing 40</math></td> </tr> <tr> <td><b>-B</b> ⇒ <math>\varnothing 20</math></td> <td><b>-G</b> ⇒ <math>\varnothing 42</math></td> </tr> <tr> <td>X32S X33S</td> <td>133C 134C</td> </tr> <tr> <td><b>-B</b> ⇒ <math>\varnothing 20</math></td> <td><b>-F</b> ⇒ <math>\varnothing 40</math></td> </tr> <tr> <td><b>-C</b> ⇒ <math>\varnothing 25</math></td> <td><b>-H</b> ⇒ <math>\varnothing 45</math></td> </tr> <tr> <td>X42A X43A</td> <td>X93C X94C</td> </tr> <tr> <td><b>-C</b> ⇒ <math>\varnothing 25</math></td> <td><b>-H</b> ⇒ <math>\varnothing 45</math></td> </tr> <tr> <td><b>-D</b> ⇒ <math>\varnothing 30</math></td> <td><b>-J</b> ⇒ <math>\varnothing 50</math></td> </tr> <tr> <td>X52A X53A</td> <td>X103 X104</td> </tr> <tr> <td><b>-D</b> ⇒ <math>\varnothing 30</math></td> <td><b>-K</b> ⇒ <math>\varnothing 60</math></td> </tr> <tr> <td><b>-E</b> ⇒ <math>\varnothing 35</math></td> <td>X113 X114</td> </tr> <tr> <td>X62A X63A</td> <td><b>-T</b> ⇒ <math>\varnothing 70</math></td> </tr> <tr> <td><b>-E</b> ⇒ <math>\varnothing 35</math></td> <td></td> </tr> <tr> <td><b>-F</b> ⇒ <math>\varnothing 40</math></td> <td></td> </tr> </table>	X22S	113C 114C	<b>-A</b> ⇒ $\varnothing 18$	<b>-F</b> ⇒ $\varnothing 40$	<b>-B</b> ⇒ $\varnothing 20$	<b>-G</b> ⇒ $\varnothing 42$	X32S X33S	133C 134C	<b>-B</b> ⇒ $\varnothing 20$	<b>-F</b> ⇒ $\varnothing 40$	<b>-C</b> ⇒ $\varnothing 25$	<b>-H</b> ⇒ $\varnothing 45$	X42A X43A	X93C X94C	<b>-C</b> ⇒ $\varnothing 25$	<b>-H</b> ⇒ $\varnothing 45$	<b>-D</b> ⇒ $\varnothing 30$	<b>-J</b> ⇒ $\varnothing 50$	X52A X53A	X103 X104	<b>-D</b> ⇒ $\varnothing 30$	<b>-K</b> ⇒ $\varnothing 60$	<b>-E</b> ⇒ $\varnothing 35$	X113 X114	X62A X63A	<b>-T</b> ⇒ $\varnothing 70$	<b>-E</b> ⇒ $\varnothing 35$		<b>-F</b> ⇒ $\varnothing 40$	
X22S	113C 114C																																	
<b>-A</b> ⇒ $\varnothing 18$	<b>-F</b> ⇒ $\varnothing 40$																																	
<b>-B</b> ⇒ $\varnothing 20$	<b>-G</b> ⇒ $\varnothing 42$																																	
X32S X33S	133C 134C																																	
<b>-B</b> ⇒ $\varnothing 20$	<b>-F</b> ⇒ $\varnothing 40$																																	
<b>-C</b> ⇒ $\varnothing 25$	<b>-H</b> ⇒ $\varnothing 45$																																	
X42A X43A	X93C X94C																																	
<b>-C</b> ⇒ $\varnothing 25$	<b>-H</b> ⇒ $\varnothing 45$																																	
<b>-D</b> ⇒ $\varnothing 30$	<b>-J</b> ⇒ $\varnothing 50$																																	
X52A X53A	X103 X104																																	
<b>-D</b> ⇒ $\varnothing 30$	<b>-K</b> ⇒ $\varnothing 60$																																	
<b>-E</b> ⇒ $\varnothing 35$	X113 X114																																	
X62A X63A	<b>-T</b> ⇒ $\varnothing 70$																																	
<b>-E</b> ⇒ $\varnothing 35$																																		
<b>-F</b> ⇒ $\varnothing 40$																																		
Motor Flanşlı <b>P</b>	<b>X22S</b> <b>X32S</b> <b>X42A</b> <b>X52A</b> <b>X62A</b>	Çift çıkış milinin uygun olduğu tipler 113/4C, 133/4C ve X93/4C <b>B</b>		Tek ve Çift Çıkış Mili																														
Dolu Mil girişli <b>R</b>	3 Kademe Stages   4 Kademe Stages	Sıkma Bileziği (Yalnızca DX yönünde) <b>D</b>		<table border="1"> <tr> <td><b>-I</b></td> <td>X22S X32/3S ⇒ <math>\varnothing 20</math></td> </tr> <tr> <td><b>-L</b></td> <td>X32/3S X42/3A ⇒ <math>\varnothing 25</math></td> </tr> <tr> <td><b>-M</b></td> <td>X52/3A ⇒ <math>\varnothing 30</math></td> </tr> <tr> <td><b>-N</b></td> <td>X52/3A X62/3A ⇒ <math>\varnothing 35</math></td> </tr> <tr> <td><b>-V</b></td> <td>113/4C ⇒ <math>\varnothing 40^*</math></td> </tr> <tr> <td><b>-O</b></td> <td>113/4C ⇒ <math>\varnothing 42^*</math></td> </tr> <tr> <td><b>-P</b></td> <td>133/4C ⇒ <math>\varnothing 45^*</math></td> </tr> <tr> <td><b>-1</b></td> <td>X93/4C ⇒ <math>\varnothing 50^*</math></td> </tr> <tr> <td><b>-3</b></td> <td>X103/4 ⇒ <math>\varnothing 60^*</math></td> </tr> <tr> <td><b>-5</b></td> <td>X113/4 ⇒ <math>\varnothing 70^*</math></td> </tr> </table>	<b>-I</b>	X22S X32/3S ⇒ $\varnothing 20$	<b>-L</b>	X32/3S X42/3A ⇒ $\varnothing 25$	<b>-M</b>	X52/3A ⇒ $\varnothing 30$	<b>-N</b>	X52/3A X62/3A ⇒ $\varnothing 35$	<b>-V</b>	113/4C ⇒ $\varnothing 40^*$	<b>-O</b>	113/4C ⇒ $\varnothing 42^*$	<b>-P</b>	133/4C ⇒ $\varnothing 45^*$	<b>-1</b>	X93/4C ⇒ $\varnothing 50^*$	<b>-3</b>	X103/4 ⇒ $\varnothing 60^*$	<b>-5</b>	X113/4 ⇒ $\varnothing 70^*$										
<b>-I</b>	X22S X32/3S ⇒ $\varnothing 20$																																	
<b>-L</b>	X32/3S X42/3A ⇒ $\varnothing 25$																																	
<b>-M</b>	X52/3A ⇒ $\varnothing 30$																																	
<b>-N</b>	X52/3A X62/3A ⇒ $\varnothing 35$																																	
<b>-V</b>	113/4C ⇒ $\varnothing 40^*$																																	
<b>-O</b>	113/4C ⇒ $\varnothing 42^*$																																	
<b>-P</b>	133/4C ⇒ $\varnothing 45^*$																																	
<b>-1</b>	X93/4C ⇒ $\varnothing 50^*$																																	
<b>-3</b>	X103/4 ⇒ $\varnothing 60^*$																																	
<b>-5</b>	X113/4 ⇒ $\varnothing 70^*$																																	
Temel Redüktör <b>B</b>	Döküm gövde Cast Iron	Paslanmaz mil çıkışı <b>I</b>		Çift çıkış mili opsiyonu																														
		Paslanmaz mil çıkışı Stainless steel hub		<table border="1"> <tr> <td><b>-U</b></td> <td>X22S X32/3S ⇒ <math>\varnothing 20</math></td> </tr> <tr> <td><b>-Q</b></td> <td>X42/3A ⇒ <math>\varnothing 30</math></td> </tr> <tr> <td><b>-R</b></td> <td>X52/3A ⇒ <math>\varnothing 35</math></td> </tr> <tr> <td><b>-S</b></td> <td>X62/3A 113/4C ⇒ <math>\varnothing 40</math></td> </tr> <tr> <td><b>-6</b></td> <td>133/4C ⇒ <math>\varnothing 45</math></td> </tr> <tr> <td><b>-7</b></td> <td>X93/4C ⇒ <math>\varnothing 50</math></td> </tr> <tr> <td><b>-8</b></td> <td>X103/4 ⇒ <math>\varnothing 65</math></td> </tr> <tr> <td><b>-9</b></td> <td>X113/4 ⇒ <math>\varnothing 75</math></td> </tr> </table>	<b>-U</b>	X22S X32/3S ⇒ $\varnothing 20$	<b>-Q</b>	X42/3A ⇒ $\varnothing 30$	<b>-R</b>	X52/3A ⇒ $\varnothing 35$	<b>-S</b>	X62/3A 113/4C ⇒ $\varnothing 40$	<b>-6</b>	133/4C ⇒ $\varnothing 45$	<b>-7</b>	X93/4C ⇒ $\varnothing 50$	<b>-8</b>	X103/4 ⇒ $\varnothing 65$	<b>-9</b>	X113/4 ⇒ $\varnothing 75$														
<b>-U</b>	X22S X32/3S ⇒ $\varnothing 20$																																	
<b>-Q</b>	X42/3A ⇒ $\varnothing 30$																																	
<b>-R</b>	X52/3A ⇒ $\varnothing 35$																																	
<b>-S</b>	X62/3A 113/4C ⇒ $\varnothing 40$																																	
<b>-6</b>	133/4C ⇒ $\varnothing 45$																																	
<b>-7</b>	X93/4C ⇒ $\varnothing 50$																																	
<b>-8</b>	X103/4 ⇒ $\varnothing 65$																																	
<b>-9</b>	X113/4 ⇒ $\varnothing 75$																																	
		Taleplerinizi adet bilgisi ile birlikte iletiniz. Only on request for Q.ty																																
		Taleplerinizi adet bilgisi ile birlikte iletiniz. Only on request for Q.ty																																



Ürünlerimiz isteğe bağlı olarak ATEX standartlarında tedarik edilebilir.  
On request we can deliver our products according to the ATEX

## NASIL SİPARİŞ EDİLİR / HOW TO ORDER

Tip / Type	Çıkış Flanşı Output flange	Motor Büyüklüğü / Motor size	Terminal Kutusu Pozisyonu Terminal box position	Montaj Pozisyonu Mountin position	
<b>BR</b>	<b>N</b>	<b>-O</b>	<b>B</b>	<b>B3</b>	
 <p><b>FB</b> Temel Tip Form base</p>  <p><b>BR</b> Tork Kolu Reaction arm</p>  <p><b>-F</b> Çıkış Flanşı output flange</p>	 <p><b>N</b> Flanşsız Without flange</p> <p>X22S</p> <p><b>0</b> ⇒ Ø110 <b>1</b> ⇒ Ø120</p> <p>X32S X33S</p> <p><b>1</b> ⇒ Ø120 <b>2</b> ⇒ Ø160</p> <p>X42-3A X52-3A X62-3A</p> <p><b>2</b> ⇒ Ø160 <b>3</b> ⇒ Ø200 <b>4</b> ⇒ Ø250</p> <p>113C 114C X93C X94C</p> <p><b>C</b> ⇒ Ø280 <b>L</b> ⇒ Ø280</p> <p>133C 134C</p> <p><b>C</b> ⇒ Ø320</p> <p>X103 X104</p> <p><b>6</b> ⇒ Ø350</p> <p>X113 X114</p> <p><b>7</b> ⇒ Ø450</p>	<p><b>Flanş Flange</b></p> <p><b>B5</b></p> <p><b>-A</b>=56 (Ø120) <b>-B</b>=63 (Ø140) <b>-C</b>=71 (Ø160) <b>-D</b>=80 (Ø200) <b>-E</b>=90 (Ø200) <b>-F</b>=100+112 (Ø250) <b>-G</b>=132 (Ø300) <b>-H</b>=160 (Ø350) <b>-I</b>=180 (Ø350) <b>-L</b>=200 (Ø400) <b>CA</b>=225 (Ø450)</p> <p><b>B14</b></p> <p><b>-O</b>=56 (Ø80) <b>-P</b>=63 (Ø90) <b>-Q</b>=71 (Ø105) <b>-R</b>=80 (Ø120) <b>-T</b>=90 (Ø140) <b>-U</b>=100+112 (Ø160) <b>-V</b>=132 (Ø200)</p> <p><b>Tip R Type R</b></p> <p>X22S X33S X43A</p> <p><b>-1</b> ⇒ Ø14</p> <p>X32S X42A X53A X63A 114C 134C</p> <p><b>-2</b> ⇒ Ø19</p> <p>X52A X62A 113C 133C X94C</p> <p><b>-3</b> ⇒ Ø24</p> <p>X93C X104 X114</p> <p><b>-4</b> ⇒ Ø28 <b>-5</b> ⇒ Ø38 <b>-6</b> ⇒ Ø42</p>	<p><b>Flanşsız Without flange</b></p> <p>X22S X33S X43A</p> <p><b>-Z</b> ⇒ Ø9 (56B5) <b>-0</b> ⇒ Ø11 (63B5) <b>-1</b> ⇒ Ø14 (71B5)</p> <p>X32S X42A X53A X63A 114C 134C</p> <p><b>-1</b> ⇒ Ø14 (71B5) <b>-2</b> ⇒ Ø19 (80B5) <b>-3</b> ⇒ Ø24 (90B5)</p> <p>X52A X62A 113C 133C X94C</p> <p><b>-2</b> ⇒ Ø19 (80B5) <b>-3</b> ⇒ Ø24 (90B5) <b>-4</b> ⇒ Ø28 (100B5)</p> <p>X93C</p> <p><b>-4</b> ⇒ Ø28 (100B5) <b>-5</b> ⇒ Ø38 (132B5) <b>-6</b> ⇒ Ø42 (160B5) <b>-7</b> ⇒ Ø48 (180B5)</p> <p>X103</p> <p><b>-5</b> ⇒ Ø38 (132B5) <b>-6</b> ⇒ Ø42 (160B5) <b>-7</b> ⇒ Ø48 (180B5) <b>-8</b> ⇒ Ø55 (200B5)</p> <p>X104</p> <p><b>-4</b> ⇒ Ø28 (100B5) <b>-5</b> ⇒ Ø38 (132B5)</p> <p>X113</p> <p><b>-5</b> ⇒ Ø38 (132B5) <b>-6</b> ⇒ Ø42 (160B5) <b>-7</b> ⇒ Ø48 (180B5) <b>-8</b> ⇒ Ø55 (200B5) <b>-9</b> ⇒ Ø60 (225B5)</p> <p>X114</p> <p><b>-4</b> ⇒ Ø28 (100B5) <b>-5</b> ⇒ Ø38 (132B5) <b>-6</b> ⇒ Ø42 (160B5)</p>	<p><b>A</b></p> <p><b>B</b> STANDART</p> <p><b>C</b></p> <p><b>D</b></p>	<p><b>B3</b> STANDART</p> <p><b>B6</b></p> <p><b>B7</b></p> <p><b>B8</b></p> <p><b>V5</b></p> <p><b>V6</b></p> <p><b>V8</b> Sadece dikey pozisyonlar için belirtilmiştir Specify only for vertical positions</p>

## GEREKLİ FORMÜLLER / USEFUL FORMULAS

### GEREKLİ GÜÇ / REQUIRED POWER

Kaldırma / Lifting

$$P [KW] = \frac{M [Kg] \cdot g [9.81] \cdot v [m / s]}{1000}$$

Döndürme / Rotation

$$P [KW] = \frac{M [Nm] \cdot n [d/d]}{9550}$$

Doğrusal hareket / Linear movement

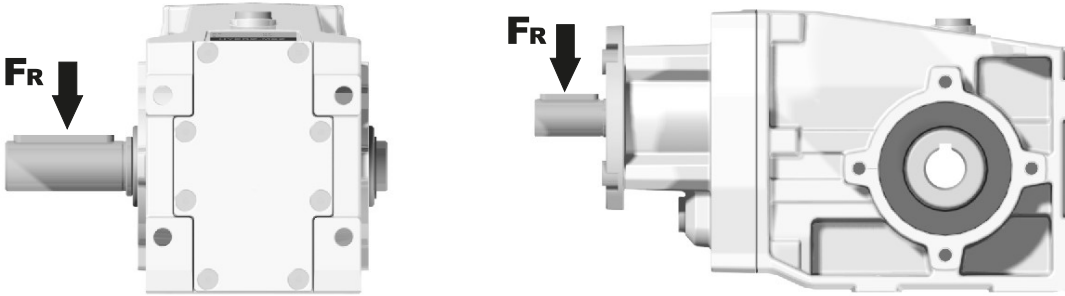
$$P [KW] = \frac{F [N] \cdot v [m / s]}{1000}$$

### MOMENT / TORQUE

$$M [Nm] = \frac{9550 \cdot P[KW]}{n [d/d]}$$

## RADYAL YÜKLER / RADIAL LOADS

- Radyal yükler giriş ve çıkış milinde harici güç aktarım elemanları tarafından oluşturulur
- Radial load generated by external transmissions keyed onto input and/or output shafts.

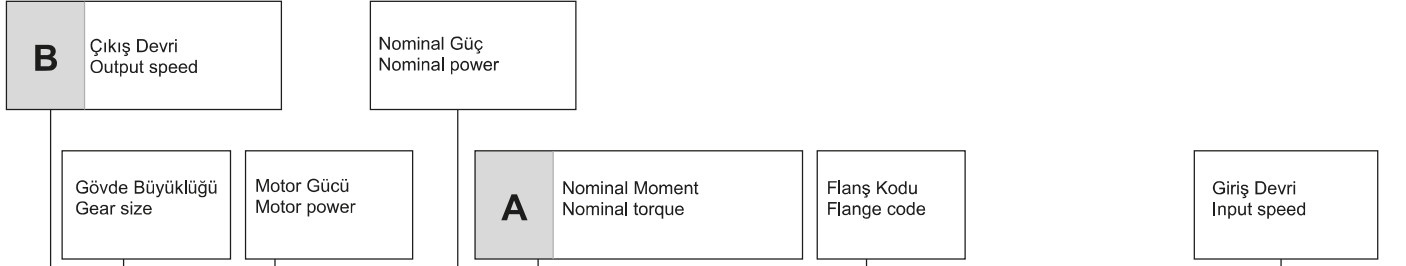


$$F_R [N] = \frac{M [Nm] \cdot 2000}{d [mm]} \cdot f_k$$

<b>M</b>	Çıkış momenti / Output torque
<b>d</b>	Güç aktarım elemanı çapı / Diameter of driving element
<b>f<sub>k</sub></b>	Düzeltilme katsayısı / Factor 1.15 Dişli / Gearwheels 1.25 Zincir Dişli / Chain sprochets 1.75 V kayış / Narrow v-belt pulley 2.50 Düz kayış / Flat-belt pulley

- Daha yüksek radyal yükler için teknik ofisimiz ile iletişime geçiniz.
- If your application requires higher radial loads, contact our technical office. Higher load may be possible.

## REDÜKTÖR SEÇİMİ NASIL YAPILIR / HOW TO SELECT A GEARBOX



HIZLI SEÇİM / Quick Selection							Dinamik verim tüm tahvil oranları için 0,96'dır			Giriş devri (n <sub>1</sub> ) = 1400 d/d			
Çıkış devri n <sub>2</sub> [d/d]	Tahvil i	Motor gücü P <sub>1M</sub> [kW]	Çıkış momenti M <sub>2M</sub> [Nm]	Servis faktörü f.s.	Nominal güç P <sub>1R</sub> [kW]	Nominal moment M <sub>2R</sub> [Nm]	Uygun B5 motor flanşları		Uygun B14 motor flanşları			Çıkış Mili	Tahvil kodu
							-B	-C	-O	-P	-Q		
							63	71	56	63	71		
289.7	4.83	0.37	11.7	2.6	0.95	30			C	C		289	01
189.2	7.40	0.37	17.9	1.7	0.62	30			C	C		287	02
146.2	9.58	0.37	23.2	1.7	0.64	40			C	C		199	03
127.5	10.98	0.37	26.6	1.7	0.63	45			C	C		179	04



fs		Günlük Çalışma Süresi Oper. hours per day		
Yük Sınıfı ve Saatteki Dur-Kalk Sayısı Type of load and starts per hour		3 sa	10 sa	24 sa
Sürekli yada Aralıklı Çalışmada Dur-Kalk Sayısı / Saat Application with start / stop ≤ 10	Düzgün Yükleme / Uniform	0.8	1	1.25
	Orta Darbeli Yükleme / Moderate	1	1.25	1.5
	Ağır Yükleme / Heavy	1.25	1.5	1.75
Aralıklı Çalışmada Dur-Kalk Sayısı / Saat Intermittent application with start / hour > 10	Düzgün Yükleme / Uniform	1	1.25	1.5
	Orta Darbeli Yükleme / Moderate	1.25	1.5	1.75
	Ağır Yükleme / Heavy	1.5	1.75	2.15

D	Standart motor flanş Motor flange available
B)	Burç ile montajı yapılabilir Mounting with reduction ring
C)	Terminal kutusu flanş pozisyonu Motor flangeholes position/terminal box position
B)	Burç kullanılmadan montajı yapılabilir Available without reduction bushes

A	Servis faktörüne bağlı gerekli moment belirlenir	Select required torque (according to service factor)
B	Gerekli çıkış devri belirlenir	Select output speed
C	Aynı satırda belirlenen redüktörün tahvil oranı görülebilir	On the same line of selected geared motor, you can find the gear ratio
D	Uygun motor flanş belirlenir (Gerekli olduğu durumlarda)	Select motor flange available (if requested)





## HIZLI SEÇİM / Quick Selection

Dinamik verim tüm tahvil oranları için 0,96'dır

Giriş devri (n<sub>1</sub>) = 1400 d/d

Çıkış devri n <sub>2</sub> [d/d]	Tahvil i	Motor gücü P <sub>1M</sub> [kW]	Çıkış momenti M <sub>2M</sub> [Nm]	Servis Faktörü f.s.	Nominal Güç P <sub>1R</sub> [kW]	Nominal Moment M <sub>2R</sub> [Nm]	Uygun B5 motor flanşları		Uygun B14 motor flanşları			Çıkış mil çapı Ø	Tahvil kodu
							-B	-C	-O	-P	-Q		
290	4.83	0.37	12	2.6	0.95	30			C	C		289	01
189	7.40	0.37	18	1.7	0.62	30			C	C		287	02
146	9.58	0.37	23	1.7	0.64	40			C	C		199	03
128	10.98	0.37	27	1.7	0.63	45			C	C		179	04
107	13.07	0.37	32	1.4	0.53	45			C	C		159	05
95	14.66	0.37	35	1.3	0.47	45			C	C		197	06
89	15.79	0.37	38	1.2	0.44	45			C	C		139	07
83	16.81	0.37	41	1.1	0.41	45			C	C		177	08
70	20.00	0.37	48	1.0	0.37	48			C	C		157	09
64	21.93	0.37	53	0.9	0.35	50			C	C		109	10
58	24.18	0.25	39	1.3	0.32	50			C	C		137	11
48.2	29.04	0.25	47	1.1	0.26	50			C	C		99	12
41.7	33.57	0.18	42	1.2	0.23	50			C	C		107	13
36.2	38.67	0.18	48	1.0	0.20	50			C	C		79	14
31.5	44.44	0.18	55	0.9	0.17	50			C	C		97	15
23.7	59.18	0.12	48	1.0	0.13	50			C	C		77	16
19.9	70.24	0.09	45	1.1	0.11	50			C	C		67	17

Uygun Motor Flanşları  
Motor Flanges Available

B) Burç ile montaj yapılabilir  
Supplied with Reduction Bushing

B) Burç Kullanılmadan Montajı Yapılabilir  
Available on Request without Reduction Bushing

C) Terminal Kutusu flanş pozisyonu  
Motor Flange Holes Position

**TR** X22S Redüktörler ömürlük sentetik yağ ile yağlanmıştır ve bakım gerektirmez. Tablo 1'de uygun yağlar ve yağ miktarları tanımlanmıştır. Tablo 2'de izin verilebilir radyal ve eksenel yük değerleri tanımlanmıştır.

**EN** Unit X22S is supplied with synthetic oil for lifetime lubrication, no maintenance is necessary. See table 1 for lubrication and recommended quantity. In table 2 please see possible radial loads and axial loads on the gearbox.

Standart	Diğer montaj pozisyonlarını siparişte belirtiniz veya uygun miktarda yağ ekleyiniz. For these mounting position specify in the order or add oil					
B3	B6	B7	B8	V5	V6	V8
0.25 LT	0.25 LT	0.25 LT	0.25 LT	0.43 LT	0.31 LT	0.25 LT
AGIP Telium VSF 320			SHELL Omala S4 WE 320			

Daha fazla ayrıntı için internet sitemizi inceleyiniz.

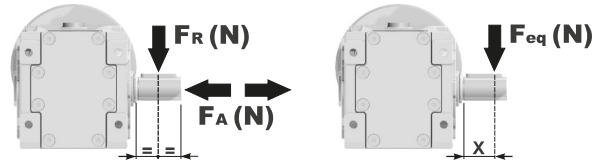
Tablo 1

For all details on lubrication and plugs check our website

## RADYAL VE EKSENEL YÜKLER / RADIAL AND AXIAL LOADS

Çıkış Mili  
Output Shaft


$$F_{eq} = F_R \cdot \frac{42}{X+23}$$



n <sub>2</sub> [d/d]	FA	FR	n <sub>2</sub> [d/d]	FA	FR	n <sub>2</sub> [d/d]	FA	FR
400	360	1800	100	440	2200	25	440	2200
250	380	1900	75	440	2200	15	440	2200
150	420	2100	50	440	2200			

**FR** isteğe bağlı olarak radyal ve eksenel yükleri karşılamak için güçlendirilmiş rulman opsiyonu.  
On request reinforced bearings to increase loads.

Giriş Mili  
Input Shaft



n <sub>1</sub> [d/d]	FA	FR
1400	140	700
900	160	800
500	190	950

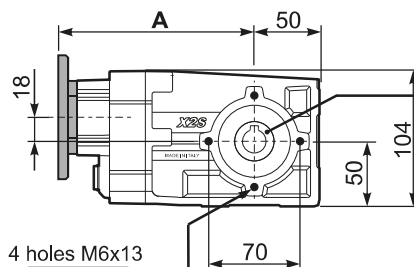
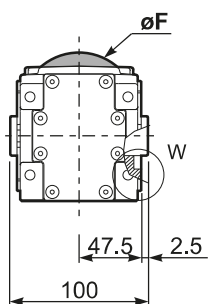
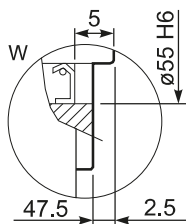
\*DX yönünde eksenel yüke izin verilmez  
Strong axial loads in the DX direction are not allowed.

Tablo 2

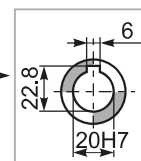
**PX22SC...** Basic Gearbox  
Riduttore base

Gearbox weight  
peso riduttore **3.70 kg**

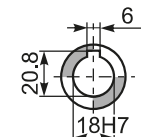
M. flanges	Kit code	øF	A
<b>63B5</b>	K050.4.041	138	154.5
<b>71B5</b>	K050.4.042	160	152
<b>56B14</b>	KC40.4.049	80	152
<b>63B14</b>	K050.4.047	90	154.5
<b>71B14</b>	K050.4.045	105	152



**Mounting holes position**  
Posizione fori di montaggio

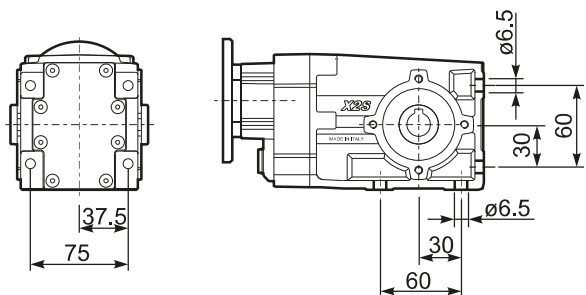


**Standard**  
Hollow shaft

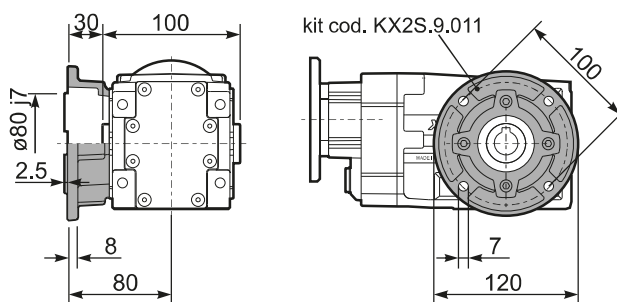


**On request**  
A richiesta

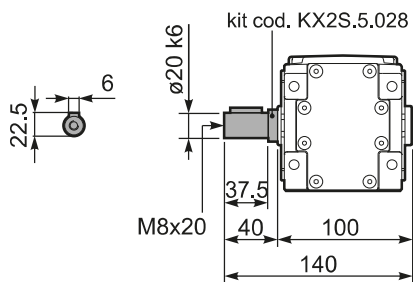
**PX22S...FB** Feet  
Piedini



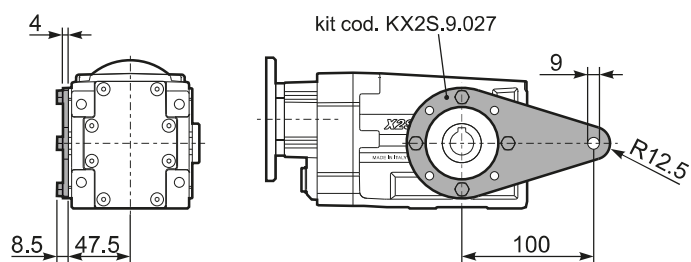
**PX22S...-F1** Output flange  
Flangia uscita



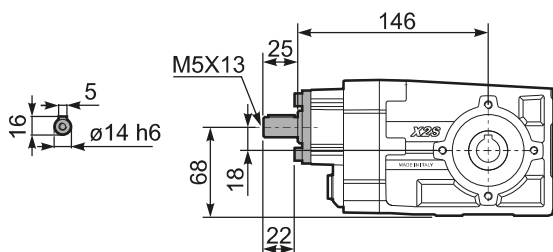
**PX22SA..** Single output shaft  
Albero semplice in uscita



**PX22S...BR** Reaction Arm  
Braccio di reazione



**RX22S..** Input shaft  
Albero in entrata





## HIZLI SEÇİM / Quick Selection

Dinamik verim tüm tahvil oranları için 0,96'dır

Giriş devri (n<sub>1</sub>) = 1400 d/d

Çıkış devri n <sub>2</sub> [d/d]	Tahvil i	Motor gücü P <sub>1M</sub> [kW]	Çıkış momenti M <sub>2M</sub> [Nm]	Servis Faktörü f.s.	Nominal Güç P <sub>1R</sub> [kW]	Nominal Moment M <sub>2R</sub> [Nm]	Uygun B5 motor flanşları				Uygun B14 motor flanşları			Çıkış mil çapı Ø	Tahvil kodu
							-B	-C	-D	-E	-Q	-R	-T		
							63	71	80	90	71	80	90		
191	7.33	1.5	72	1.0	1.5	70	B				C	C		289	01
125	11.22	1.1	80	1.1	1.2	85	B				C	C		287	02
106	13.26	1.1	95	0.9	0.98	85	B				C	C		199	03
91	15.37	1.1	110	0.8	0.89	90	B				C	C		179	04
78	18.04	0.75	89	1.0	0.76	90	B				C	C		159	05
69	20.30	0.75	100	0.9	0.68	90	B				C	C		197	06
65	21.54	0.75	106	0.9	0.64	90	B				C	C		139	07
59	23.53	0.55	85	1.1	0.58	90	B				C	C		177	08
51	27.62	0.55	100	0.9	0.50	90	B				C	C		157	09
47.6	29.40	0.55	106	0.8	0.47	90	B				C	C		109	10
42.5	32.97	0.37	80	1.1	0.42	90	B				C	C		137	11
36.5	38.37	0.37	93	1.0	0.36	90	B				C	C		99	12
31.1	45.00	0.25	73	1.2	0.31	90	B				C	C		107	13
27.6	50.67	0.25	83	1.1	0.27	90	B				C	C		79	14
23.8	58.73	0.18	73	1.2	0.23	90	B				C	C		97	15
18.1	77.55	0.18	97	0.9	0.18	90	B				C	C		77	16

Uygun Motor Flanşları  
Motor Flanges Available

B) Burç ile montaj yapılabilir  
Supplied with Reduction Bushing

B) Burç Kullanılmadan Montajı Yapılabilir  
Available on Request without Reduction Bushing

C) Terminal Kutusu flanş pozisyonu  
Motor Flange Holes Position

**TR** X32S Redüktörler ömürlük sentetik yağ ile yağlanmıştır ve bakım gerektirmez. Tablo 1'de uygun yağlar ve yağ miktarları tanımlanmıştır. Tablo 2'de izin verilebilir radyal ve eksenel yük değerleri tanımlanmıştır.

**EN** Unit X32S is supplied with synthetic oil for lifetime lubrication, no maintenance is necessary. See table 1 for lubrication and recommended quantity. In table 2 please see possible radial loads and axial loads on the gearbox.

Standart	Diğer montaj pozisyonlarını siparişte belirtiniz veya uygun miktarda yağ ekleyiniz. For these mounting position specify in the order or add oil					
0.40 LT	0.60 LT	0.40 LT	0.60 LT	0.85 LT	0.60 LT	0.40 LT
AGIP Telium VSF 320			SHELL Omala S4 WE 320			

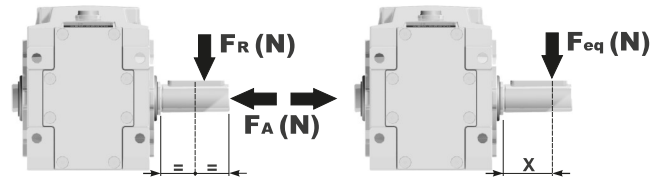
Daha fazla ayrıntı için internet sitemizi inceleyiniz.  
For all details on lubrication and plugs check our website

Tablo 1

## RADYAL VE EKSENEL YÜKLER / RADIAL AND AXIAL LOADS

Çıkış Mili  
Output Shaft

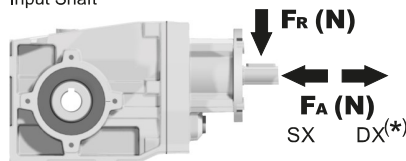
$$F_{eq} = F_R \cdot \frac{47.5}{X+28.5}$$



n <sub>2</sub> [d/d]	FA	FR	n <sub>2</sub> [d/d]	FA	FR	n <sub>2</sub> [d/d]	FA	FR
250	400	2000	75	560	2800	15	560	2800
150	450	2250	50	560	2800			
100	500	2500	25	560	2800			

**FR** isteğe bağlı olarak radyal ve eksenel yükleri karşılamak için güçlendirilmiş rulman opsiyonu.  
On request reinforced bearings to increase loads.

Giriş Mili  
Input Shaft



n <sub>1</sub> [d/d]	FA	FR
1400	240	1200
900	280	1400
500	340	1700

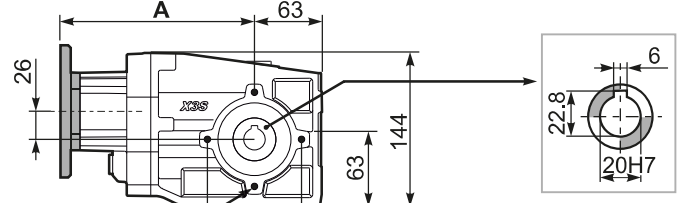
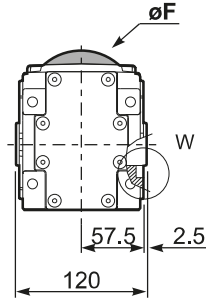
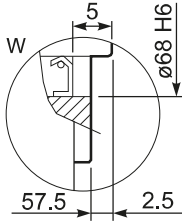
\*DX yönünde eksenel yüke izin verilmez  
Strong axial loads in the DX direction are not allowed.

Tablo 2

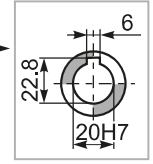
**PX32SC...** Standart redüktör  
Basic gearbox

Ağırlık  
Gearbox  
weight **6.30 kg**

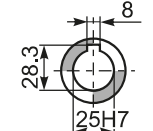
M. flanşları	Kit Kodu	øF	A
63B5	K063.4.041	140	184
71B5	K063.4.042	160	182
80/90B5	K063.4.043	200	184
71B14	K063.4.047	105	182
80B14	K063.4.046	120	184
90B14	K063.4.041	140	184



4 delik M8x12  
**Montaj Delik Pozisyonları**  
Mounting holes position

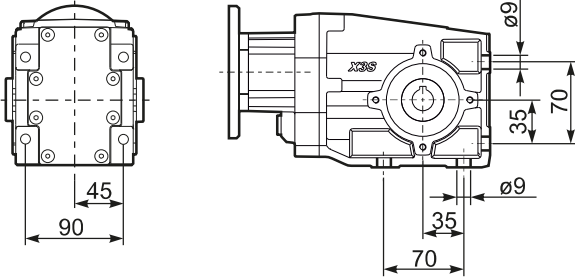


**Delik Mil**  
Hollow Shaft

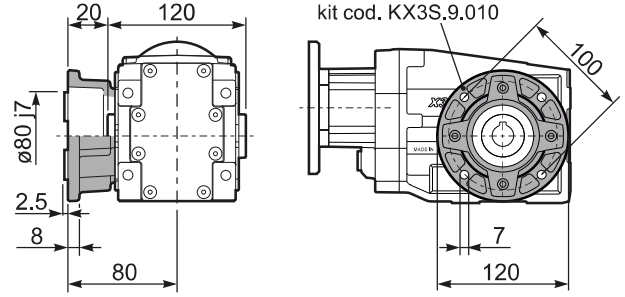


**Özel**  
On request

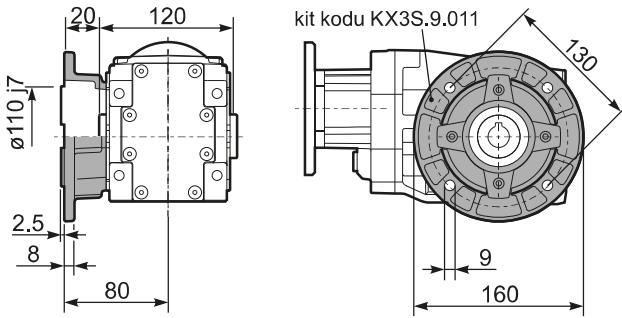
**PX32S...FB..** Ayak  
Feet



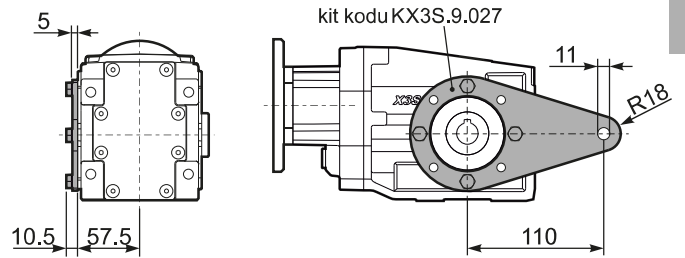
**PX32S...-F1..** Çıkış Flanşı  
Output Flange



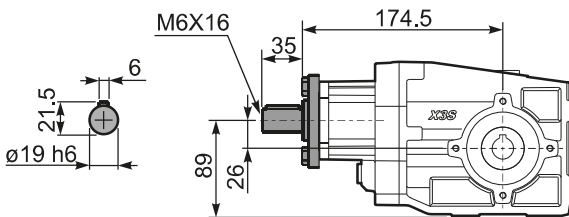
**PX32S...-F2..** Çıkış Flanşı  
Output Flange



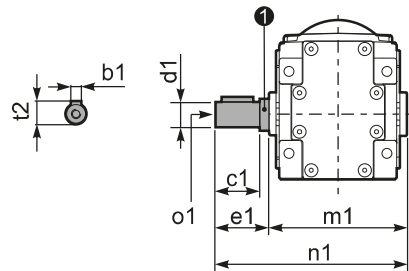
**PX32S...BR..** Tork Kolu  
Reaction Arm



**RX32S...** Giriş Mili  
Input Shaft



**PX32SA..** Tek Çıkış Mili  
Single output shaft



d1	b1	c1	e1	m1	n1	t2	o1	1 kit kodu
ø20 k6	6	37.5	40	120	160	22.5	M8x20	KX2S.5.028
ø25 <sup>-0.005/-0.020</sup>	8	60	63.2	126.8	190	28	M8x20	K063.5.028



## HIZLI SEÇİM / Quick Selection

Dinamik verim tüm tahvil oranları için 0,94'dır

Giriş devri (n<sub>1</sub>) = 1400 d/d

Çıkış devri n <sub>2</sub> [d/d]	Tahvil i	Motor gücü P <sub>1M</sub> [kW]	Çıkış momenti M <sub>2M</sub> [Nm]	Servis Faktörü f.s.	Nominal Güç P <sub>1R</sub> [kW]	Nominal Moment M <sub>2R</sub> [Nm]	Uygun B5 motor flanşları		Uygun B14 motor flanşları			Çıkış mil çapı Ø	Tahvil kodu
							-B	-C	-O	-P	-Q		
							63	71	56	63	71		
38.7	36.17	0.37	86	1.2	0.43	100			C	C		17179	02
31.7	44.21	0.37	105	1.0	0.35	100			C	C		19139	03
27.6	50.68	0.25	81	1.2	0.31	100			C	C		17139	04
25.3	55.36	0.25	89	1.1	0.28	100			C	C		17177	05
23.2	60.31	0.25	96	1.0	0.26	100			C	C		15139	06
21.2	65.88	0.25	105	0.9	0.24	100			C	C		15177	07
19.4	72.25	0.18	88	1.1	0.22	100			C	C		10179	08
17.6	79.64	0.18	97	1.0	0.20	100			C	C		13177	09
15.2	92.31	0.18	113	0.9	0.17	100			C	C		15137	10
14.6	95.65	0.18	117	0.9	0.16	100			C	C		9179	11
13.8	101.23	0.12	80	1.2	0.15	100			C	C		10139	12
11.0	127.37	0.12	101	1.0	0.12	100			C	C		7179	13
9.3	151.16	0.09	95	1.0	0.10	100			C	C		6179	14
7.8	178.46	0.09	113	0.9	0.09	100			C	C		7139	15
6.6	211.79	0.06	88	1.1	0.07	100			C	C		6139	16
6.1	231.37	0.06	96	1.0	0.07	100			C	C		6177	17
5.1	273.16	0.06	113	0.9	0.06	100			C	C		7137	18
4.3	324.18	0.06	134	0.7	0.05	100			C	C		6137	19

Uygun Motor Flanşları Motor Flanges Available B) Burç ile montaj yapılabilir Supplied with Reduction Bushing B) Burç Kullanılmadan Montajı Yapılabilir Available on Request without Reduction Bushing C) Terminal Kutusu flanş pozisyonu Motor Flange Holes Position

**TR** X33S Redüktörler ömürlük sentetik yağ ile yağlanmıştır ve bakım gerektirmez. Tablo 1'de uygun yağlar ve yağ miktarları tanımlanmıştır. Tablo 2'de izin verilebilir radyal ve eksenel yük değerleri tanımlanmıştır.

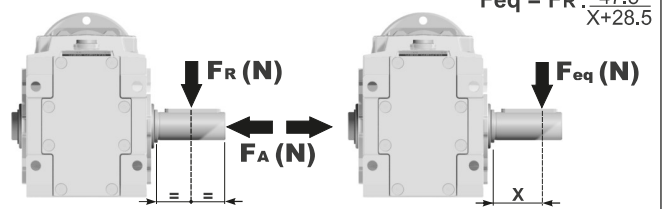
**EN** Unit X33S is supplied with synthetic oil for lifetime lubrication, no maintenance is necessary. See table 1 for lubrication and recommended quantity. In table 2 please see possible radial loads and axial loads on the gearbox.

Standart	Diğer montaj pozisyonlarını siparişte belirtiniz veya uygun miktarda yağ ekleyiniz. For these mounting position specify in the order or add oil					
0.70 LT	0.65 LT	0.40 LT	0.65 LT	0.95 LT	0.65 LT	0.45 LT
AGIP Telium VSF 320			SHELL Omala S4 WE 320			

Daha fazla ayrıntı için internet sitemizi inceleyiniz. For all details on lubrication and plugs check our website **Tablo 1**

### RADYAL VE EKSENEL YÜKLER / RADIAL AND AXIAL LOADS


Çıkış Mili  
Output Shaft



n <sub>2</sub> [d/d]	FA	FR	n <sub>2</sub> [d/d]	FA	FR	n <sub>2</sub> [d/d]	FA	FR
250	400	2000	75	560	2800	15	560	2800
150	450	2250	50	560	2800			
100	500	2500	25	560	2800			

**FR** isteğe bağlı olarak radyal ve eksenel yükleri karşılamak için güçlendirilmiş rulman opsiyonu.  
On request reinforced bearings to increase loads.

Giriş Mili  
Input Shaft



n <sub>1</sub> [d/d]	FA	FR
1400	140	700
900	160	800
500	190	950

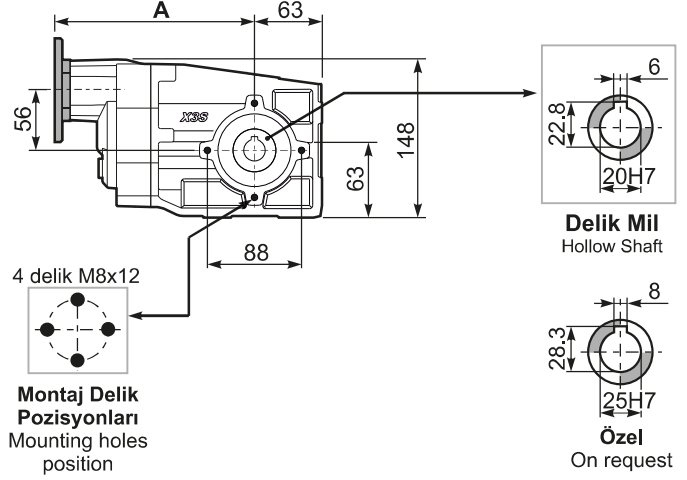
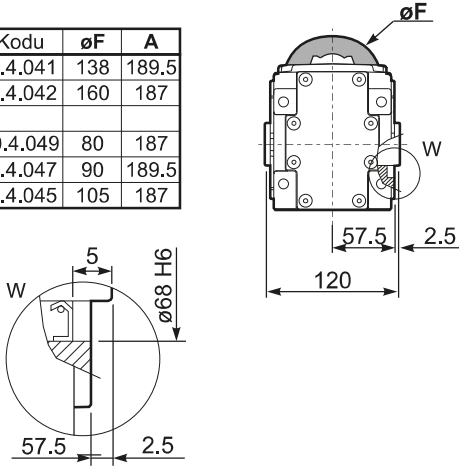
\*DX yönünde eksenel yüke izin verilmez  
Strong axial loads in the DX direction are not allowed.

**Tablo 2**

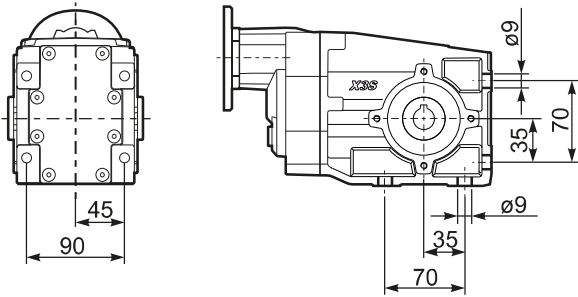
**PX33SC...** Standart redüktör  
Basic gearbox

Ağırlık Gearbox weight **6.55 kg**

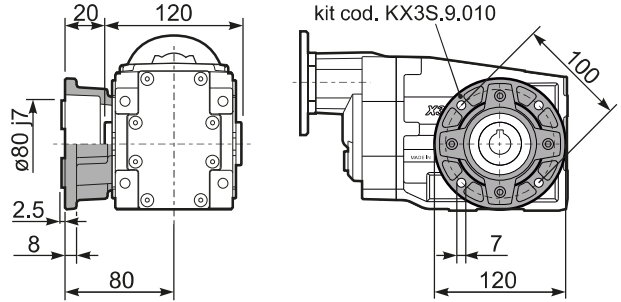
M. flanşları	Kit Kodu	øF	A
<b>63B5</b>	K050.4.041	138	189.5
<b>71B5</b>	K050.4.042	160	187
<b>56B14</b>	KC40.4.049	80	187
<b>63B14</b>	K050.4.047	90	189.5
<b>71B14</b>	K050.4.045	105	187



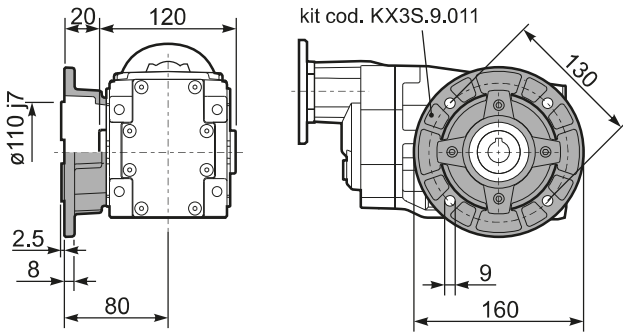
**PX33S...FB..** Ayak  
Feet



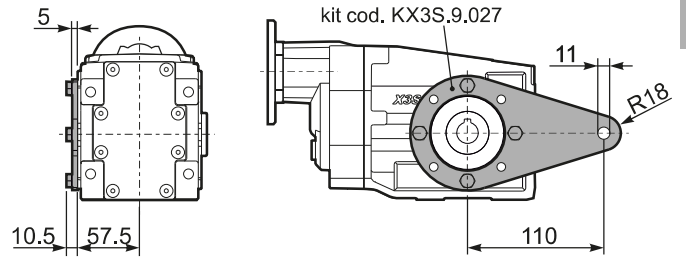
**PX33S...-F1..** Çıkış Flanşı  
Output flanges



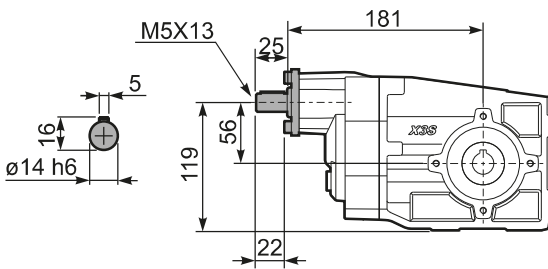
**PX33S...-F2..** Çıkış flanşı  
Output flanges



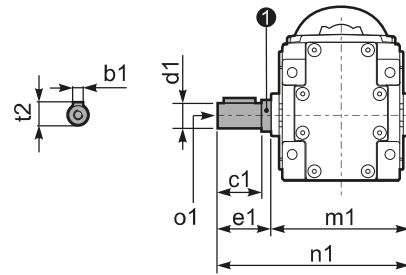
**PX33S...BR..** Çıkış flanşı  
Output flanges



**RX33S...** Giriş Mili  
Input shaft



**PX33SA..** Tek Çıkış Mili  
Single Shaft



d1	b1	c1	e1	m1	n1	t2	o1	1 kit code
ø20 k6	6	37.5	40	120	160	22.5	M8x20	KX2S.5.028
ø25 <sup>-0.005</sup> <sub>-0.020</sub>	8	60	63.2	126.8	190	28	M8x20	K063.5.028





## HIZLI SEÇİM / Quick Selection

Dinamik verim tüm tahvil oranları için 0,96'dır

Giriş devri (n<sub>1</sub>) = 1400 d/d

Çıkış devri n <sub>2</sub> [d/d]	Tahvil i	Motor gücü P <sub>1M</sub> [kW]	Çıkış momenti M <sub>2M</sub> [Nm]	Servis Faktörü f.s.	Nominal Güç P <sub>1R</sub> [kW]	Nominal Moment M <sub>2R</sub> [Nm]	Uygun B5 motor flanşları					Uygun B14 motor flanşları				Çıkış mil çapı ø	Tahvil kodu
							-B	-C	-D	-E	-F	-Q	-R	-T	-U		
							63	71	80	90	100	112	71	80	90		
192	7.29	2.2	104	0.9	2.0	95	B					C	C			2811	01
125	11.20	2.2	159	0.9	2.0	150	B					C	C			288	02
106	13.18	1.5	129	1.2	1.7	150	B					C	C			1911	03
92	15.27	1.1	109	1.4	1.5	150	B					C	C			1711	04
78	17.93	1.1	128	1.2	1.3	150	B					C	C			1511	05
69	20.25	1.1	145	1.0	1.1	150	B					C	C			198	06
65	21.40	1.1	153	1.0	1.1	150	B					C	C			1311	07
60	23.47	0.75	115	1.3	0.98	150	B					C	C			178	08
51	27.55	0.75	135	1.1	0.83	150	B					C	C			158	09
47.9	29.21	0.75	143	1.0	0.78	150	B					C	C			1011	10
42.6	32.88	0.75	161	0.9	0.70	150	B					C	C			138	11
36.7	38.12	0.55	138	1.1	0.60	150	B					C	C			911	12
31.2	44.89	0.55	163	0.9	0.51	150	B					C	C			108	13
27.8	50.34	0.37	122	1.1	0.40	131	B					C	C			711	14
23.9	58.58	0.37	142	1.1	0.39	150	B					C	C			98	15
18.1	77.36	0.25	126	1.2	0.30	150	B					C	C			78	16

Uygun Motor Flanşları  
Motor Flanges Available

B) Burç ile montaj yapılabilir  
Supplied with Reduction Bushing

B) Burç Kullanılmadan Montajı Yapılabilir  
Available on Request without Reduction Bushing

C) Terminal Kutusu flanş pozisyonu  
Motor Flange Holes Position

**TR** X42A Redüktörler ömürlük sentetik yağ ile yağlanmıştır ve bakım gerektirmez. Tablo 1'de uygun yağlar ve yağ miktarları tanımlanmıştır. Tablo 2'de izin verilebilir radyal ve aksel yük değerleri tanımlanmıştır.

**EN** Unit X42A is supplied with synthetic oil for lifetime lubrication, no maintenance is necessary. See table 1 for lubrication and recommended quantity. In table 2 please see possible radial loads and axial loads on the gearbox.

Standart	Diğer montaj pozisyonlarını siparişte belirtiniz veya uygun miktarda yağ ekleyiniz. For these mounting position specify in the order or add oil					
0.60 LT	0.75 LT	0.50 LT	0.70 LT	1.10 LT	0.60 LT	0.50 LT
AGIP Telium VSF 320			SHELL Omala S4 WE 320			

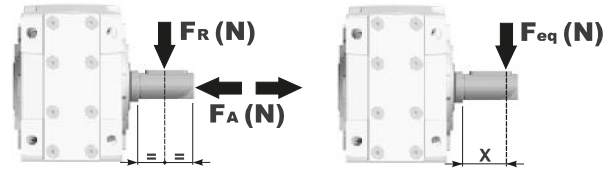
Daha fazla ayrıntı için internet sitemizi inceleyiniz.  
For all details on lubrication and plugs check our website

Tablo 1

## RADYAL VE EKSENEL YÜKLER / RADIAL AND AXIAL LOADS

Çıkış Mili  
Output Shaft

$$F_{eq} = F_R \cdot \frac{54}{X+28}$$



n <sub>2</sub> [d/d]	FA	FR	n <sub>2</sub> [d/d]	FA	FR	n <sub>2</sub> [d/d]	FA	FR
250	500	2500	75	800	4000	15	960	4800
150	600	3000	50	960	4800			
100	700	3500	25	960	4800			

**FR** isteğe bağlı olarak radyal ve aksel yükleri karşılamak için güçlendirilmiş rulman opsiyonu.  
On request reinforced bearings to increase loads.

Giriş Mili  
Input Shaft

n <sub>1</sub> [d/d]	FA	FR
1400	240	1200
900	280	1400
500	340	1700

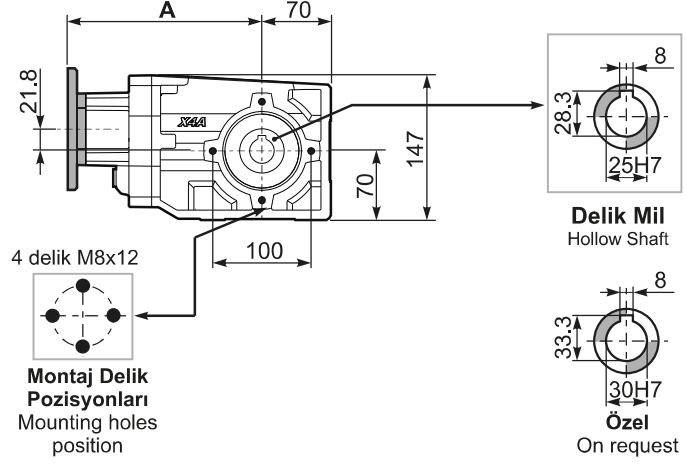
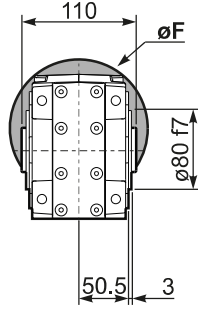
\*DX yönünde aksel yüke izin verilmez  
Strong axial loads in the DX direction are not allowed.

Tablo 2

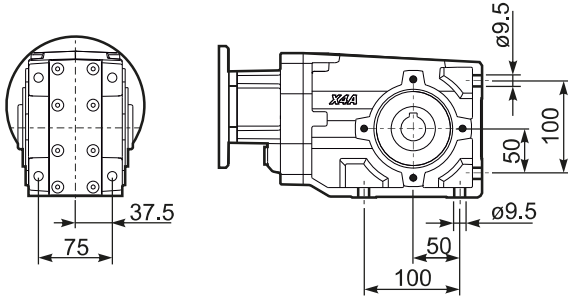
**PX42AC...** Standart redüktör  
Basic gearbox

Ağırlık  
Gearbox  
weight **7.82 kg**

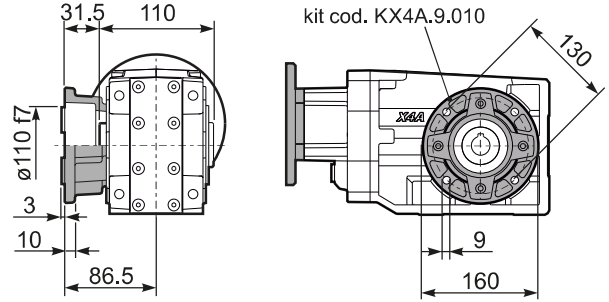
M. flanşları	Kit Kodu	øF	A
63B5	K063.4.041	140	199.5
71B5	K063.4.042	160	197.5
80/90B5	K063.4.043	200	199.5
100/112B5	KC40.4.043	250	214.3
71B14	K063.4.047	105	197.5
80B14	K063.4.046	120	199.5
90B14	K063.4.041	140	199.5
100/112B14	KC40.4.041	160	214.3



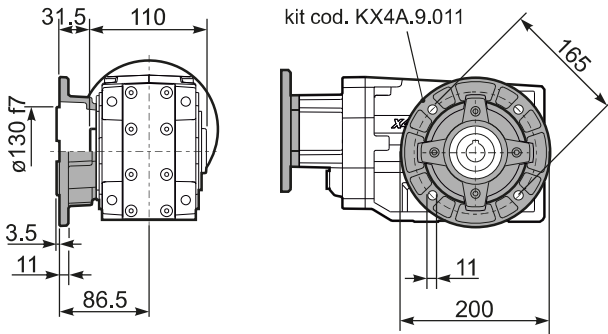
**PX42A...FB..** Ayak  
Feet



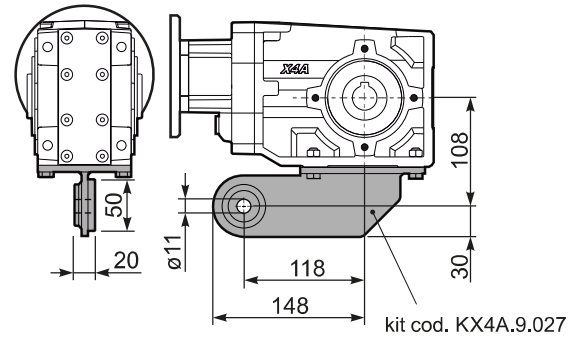
**PX42A...-F2..** Çıkış Flanşı  
Output Flange



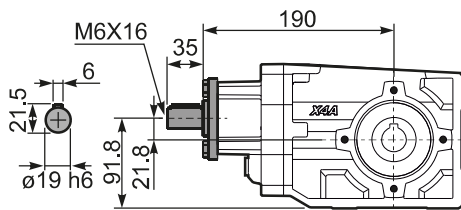
**PX42A...-F3..** Çıkış Flanşı  
Output Flange



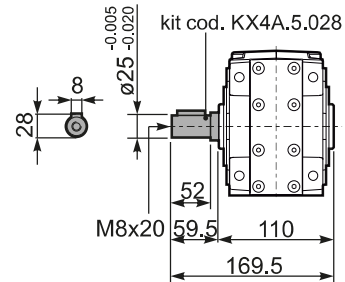
**PX42A...BR..** Tork Kolu  
Reaction Arm



**RX42A...** Giriş Mili  
Input Shaft



**PX42A...** Tek Çıkış Mili  
Single Output Shaft





## HIZLI SEÇİM / Quick Selection

Dinamik verim tüm tahvil oranları için 0,94'dür

Giriş devri (n<sub>1</sub>) = 1400 d/d

Çıkış devri n <sub>2</sub> [d/d]	Tahvil i	Motor gücü P <sub>1M</sub> [kW]	Çıkış momenti M <sub>2M</sub> [Nm]	Servis Faktörü f.s.	Nominal Güç P <sub>1R</sub> [kW]	Nominal Moment M <sub>2R</sub> [Nm]	Uygun B5 motor flanşları		Uygun B14 motor flanşları			Çıkış mil çapı Ø	Tahvil kodu
							-B	-C	-O	-P	-Q		
							63	71	56	63	71		
27.8	50.35	0.37	119	1.3	0.46	150			C	C		171311	01
25.4	55.22	0.37	131	1.1	0.42	150			C	C		17178	02
23.4	59.92	0.37	142	1.1	0.39	150			C	C		151311	03
21.3	65.72	0.37	156	1.0	0.36	150			C	C		15178	04
19.5	71.78	0.25	115	1.3	0.33	150			C	C		101711	05
17.6	79.44	0.25	127	1.2	0.29	150			C	C		13178	06
15.2	92.08	0.25	147	1.0	0.25	150			C	C		15138	07
14.7	95.03	0.25	152	1.0	0.25	150			C	C		91711	08
11.1	126.55	0.18	155	1.0	0.20	160			C	C		71711	09
10.5	133.15	0.18	163	1.0	0.19	160			C	C		91311	10
9.3	150.18	0.12	119	1.3	0.17	160			C	C		61711	11
7.9	177.30	0.12	140	1.1	0.14	160			C	C		71311	12
6.7	210.42	0.09	133	1.2	0.12	160			C	C		61311	13
6.1	230.79	0.09	146	1.1	0.11	160			C	C		6178	14
5.1	272.47	0.06	113	1.4	0.09	160			C	C		7138	15
4.3	323.37	0.06	134	1.2	0.08	160			C	C		6138	16

Uygun Motor Flanşları  
Motor Flanges Available

B) Burç ile montaj yapılabilir  
Supplied with Reduction Bushing

B) Burç Kullanılmadan Montajı Yapılabilir  
Available on Request without Reduction Bushing

C) Terminal Kutusu flanş pozisyonu  
Motor Flange Holes Position

**TR** X43A Redüktörler ömürlük sentetik yağ ile yağlanmıştır ve bakım gerektirmez. Tablo 1'de uygun yağlar ve yağ miktarları tanımlanmıştır. Tablo 2'de izin verilebilir radyal ve aksel yük değerleri tanımlanmıştır.

**EN** Unit X43A is supplied with synthetic oil for lifetime lubrication, no maintenance is necessary. See table 1 for lubrication and recommended quantity. In table 2 please see possible radial loads and axial loads on the gearbox.

Standart	Diğer montaj pozisyonlarını siparişte belirtiniz veya uygun miktarda yağ ekleyiniz. For these mounting position specify in the order or add oil					
B3	B6	B7	B8	V5	V6	V8
0.80 LT	0.80 LT	0.60 LT	0.80 LT	1.20 LT	0.70 LT	0.70 LT
AGIP Telium VSF 320			SHELL Omala S4 WE 320			

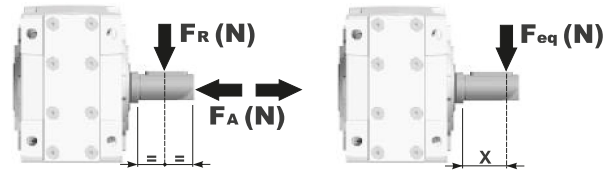
Daha fazla ayrıntı için internet sitemizi inceleyiniz.  
For all details on lubrication and plugs check our website

Tablo 1

## RADYAL VE EKSENEL YÜKLER / RADIAL AND AXIAL LOADS

Çıkış Mili  
Output Shaft


$$F_{eq} = F_R \cdot \frac{54}{X+28}$$



n <sub>2</sub> [min <sup>-1</sup> ]	FA	FR	n <sub>2</sub> [min <sup>-1</sup> ]	FA	FR	n <sub>2</sub> [min <sup>-1</sup> ]	FA	FR
250	500	2500	75	800	4000	15	960	4800
150	600	3000	50	960	4800			
100	700	3500	25	960	4800			

**FR** isteğe bağlı olarak radyal ve aksel yükleri karşılamak için güçlendirilmiş rulman opsiyonu.  
On request reinforced bearings to increase loads.

Giriş Mili  
Input Shaft



n <sub>1</sub> [d/d]	FA [N]	FR [N]
1400	140	700
900	160	800
500	190	950

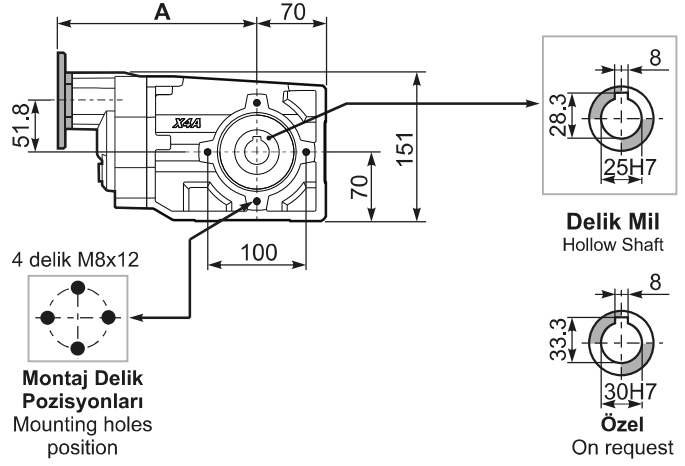
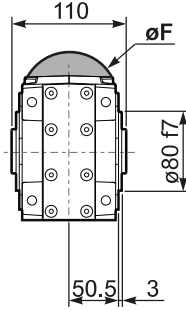
\*DX yönünde aksel yüke izin verilmez  
Strong axial loads in the DX direction are not allowed.

Tablo 2

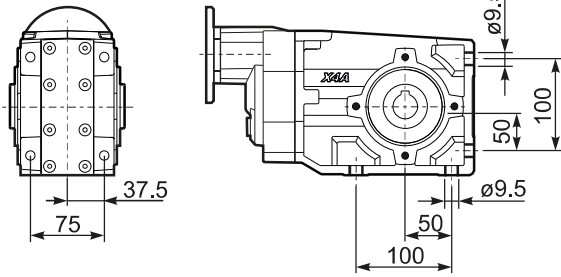
**PX43AC...** Standart redüktör  
Basic gearbox

Ağırlık  
Gearbox weight **7.93 kg**

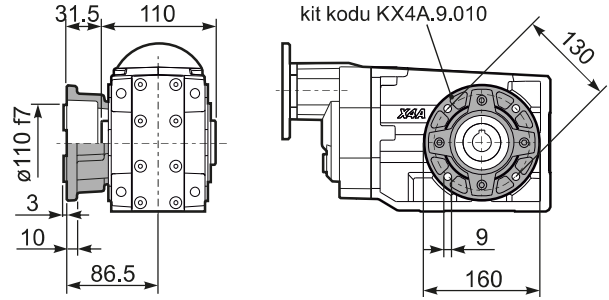
M. flanşları	Kit Kodu	øF	A
<b>63B5</b>	K050.4.041	138	205
<b>71B5</b>	K050.4.042	160	202.5
<b>56B14</b>	KC40.4.049	80	202.5
<b>63B14</b>	K050.4.047	90	205
<b>71B14</b>	K050.4.045	105	202.5



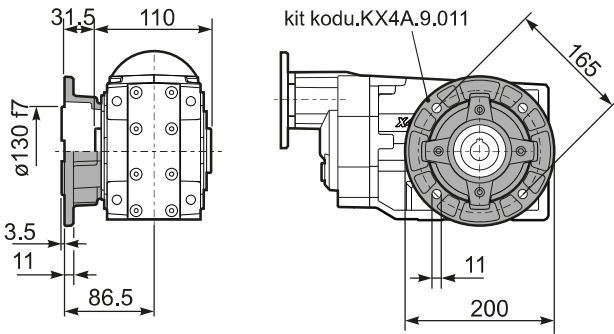
**PX43A...FB** Ayak  
Feet



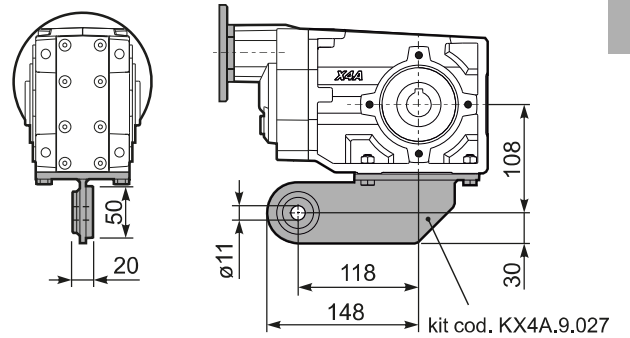
**PX43A...-F2** Çıkış Flanşı  
Output Flange



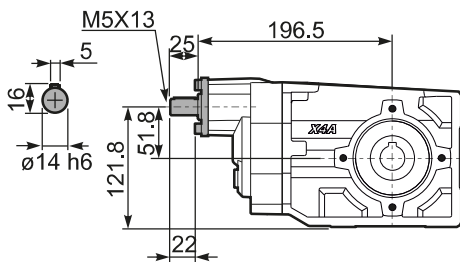
**PX43A...-F3** Çıkış Flanşı  
Output Flange



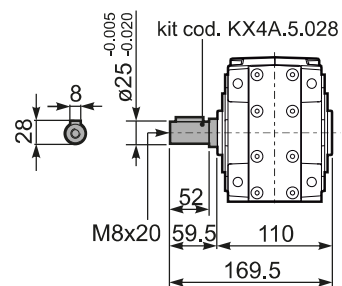
**PX43A...BR** Tork Kolu  
Reaction Arm



**RX43A...** Giriş Mili  
Input Shaft



**PX43AA..** Tek Çıkış Mili  
Single Output Shaft





## HIZLI SEÇİM / Quick Selection

Dinamik verim tüm tahvil oranları için 0,96'dır

Giriş devri (n<sub>1</sub>) = 1400 d/d

Çıkış devri n <sub>2</sub> [d/d]	Tahvil i	Motor gücü P <sub>1M</sub> [kW]	Çıkış momenti M <sub>2M</sub> [Nm]	Servis Faktörü f.s.	Nominal Güç P <sub>1R</sub> [kW]	Nominal Moment M <sub>2R</sub> [Nm]	Uygun B5 motor flanşları				Uygun B14 motor flanşları			Çıkış mil çapı Ø	Tahvil kodu
							-C	-D	-E	-F	-R	-T	-U		
							71	80	90	100 112	80	90	100 112		
232	6.03	3	116	1.2	3.4	135	B							3011	01
151	9.26	3	179	0.9	2.6	155	B							308	02
123	11.36	3	219	1.0	3.1	230	B							2011	03
91	15.36	2.2	218	1.1	2.5	250	B							1611	04
80	17.46	2.2	248	1.0	2.2	250	B							208	05
70	19.97	2.2	284	0.9	1.9	250	B							1311	06
59	23.60	1.5	231	1.1	1.6	250	B							168	07
57	24.45	1.5	239	1.0	1.6	250	B							1111	08
45.6	30.69	1.1	220	1.1	1.2	250	B							138	09
39.6	35.35	1.1	253	1.0	1.1	250	B							811	10
37.3	37.57	1.1	269	0.9	1.0	250	B							118	11
28.8	48.68	0.75	239	1.0	0.78	250	B							611	12
25.8	54.33	0.75	267	0.9	0.70	250	B							88	13
18.7	74.81	0.37	181	1.2	0.43	210	B							68	14

Uygun Motor Flanşları  
Motor Flanges Available

B) Burç ile montaj yapılabilir  
Supplied with Reduction Bushing

B) Burç Kullanılmadan Montajı Yapılabilir  
Available on Request without Reduction Bushing

C) Teminal Kutusu flanş pozisyonu  
Motor Flange Holes Position

**TR** X52A Redüktörler ömürlük sentetik yağ ile yağlanmıştır ve bakım gerektirmez. Tablo 1'de uygun yağlar ve yağ miktarları tanımlanmıştır. Tablo 2'de izin verilebilir radyal ve eksenel yük değerleri tanımlanmıştır.

**EN** Unit X52A is supplied with synthetic oil for lifetime lubrication, no maintenance is necessary. See table 1 for lubrication and recommended quantity. In table 2 please see possible radial loads and axial loads on the gearbox.

Standart	Diğer montaj pozisyonlarını siparişte belirtiniz veya uygun miktarda yağ ekleyiniz. For these mounting position specify in the order or add oil					
0.90 LT	1.50LT	0.75 LT	1.40 LT	1.95 LT	1.15 LT	0.80 LT
AGIP Telium VSF 320			SHELL Omala S4 WE 320			

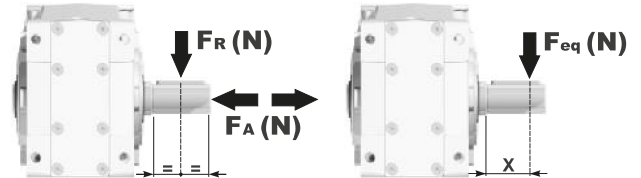
Daha fazla ayrıntı için internet sitemizi inceleyiniz.  
For all details on lubrication and plugs check our website

Tablo 1

## RADYAL VE EKSENEL YÜKLER / RADIAL AND AXIAL LOADS

Çıkış Mili  
Output Shaft


$$F_{eq} = F_R \cdot \frac{61.5}{X+31}$$



n <sub>2</sub> [d/d]	FA	FR	n <sub>2</sub> [d/d]	FA	FR	n <sub>2</sub> [d/d]	FA	FR
250	600	3000	75	820	4100	15	1660	8300
150	700	3500	50	960	4800			
100	800	4000	25	1350	6750			

**FR** isteğe bağlı olarak radyal ve eksenel yükleri karşılamak için güçlendirilmiş rulman opsiyonu.  
On request reinforced bearings to increase loads.

Giriş Mili  
Input Shaft



n <sub>1</sub> [d/d]	FA	FR
1400	450	2250
900	500	2500
500	600	3000

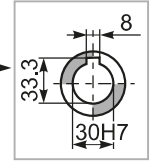
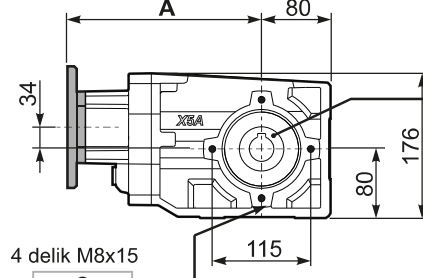
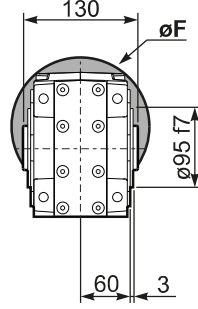
\*DX yönünde eksenel yüke izin verilmez  
Strong axial loads in the DX direction are not allowed.

Tablo 2

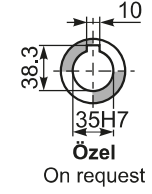
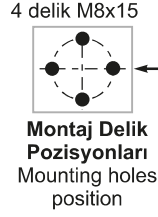
**PX52AC...** Standart redüktör  
Basic gearbox

Ağırlık  
Gearbox weight **12.80 kg**

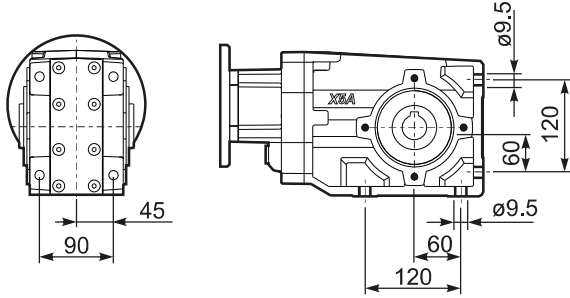
M. flanşları	Kit Kodu	øF	A
71B5	KC023.4.041	160	234
80/90B5	KC023.4.042	200	236
100/112B5	KC023.4.043	250	245
80B14	KC085.4.046	120	236
90B14	KC085.4.045	140	236
100/112B14	KC085.4.047	160	245



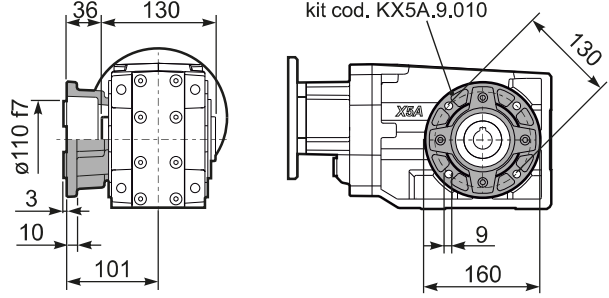
**Delik Mil**  
Hollow Shaft



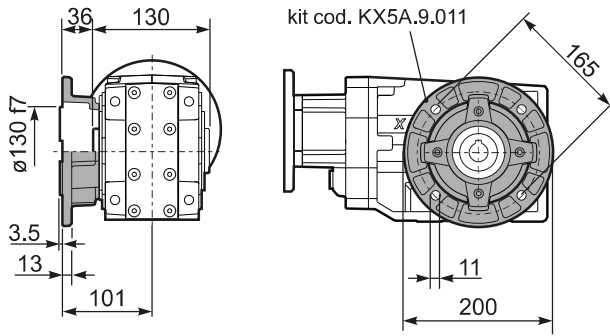
**PX52A...FB..** Ayak  
Feet



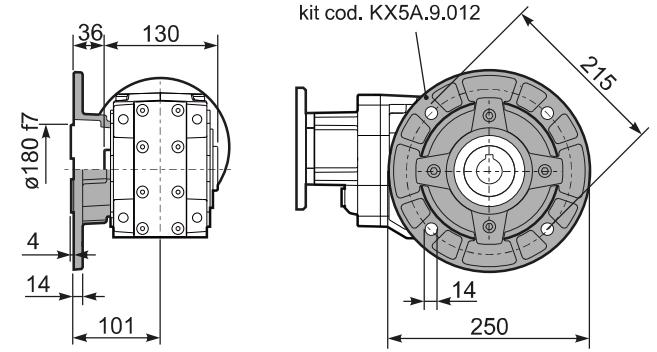
**PX52A...-F2..** Çıkış Flanşı  
Output Flange



**PX52A...-F3..** Çıkış Flanşı  
Output Flange

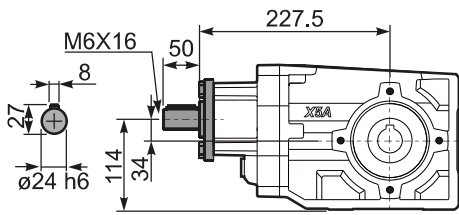


**PX52A...-F4..** Çıkış Flanşı  
Output Flange

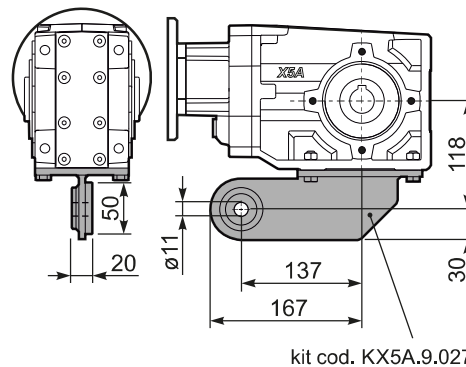


7

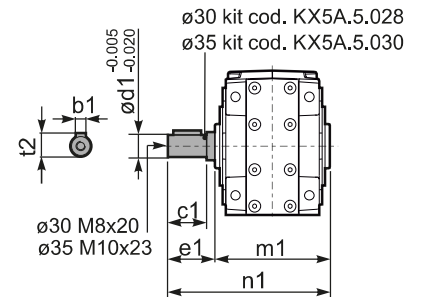
**RX52A...** Giriş Milini  
Input Shaft



**PX52A...BR..** Tork Kolu  
Reaction Arm



**PX52AA..** Tek Çıkış Milini  
Single Output Shaft



	b1	c1	d1	e1	m1	n1	t2
ø30	8	60	30	68	134	202	33
ø35	10	60	35	73.5	141	214.5	38





## HIZLI SEÇİM / Quick Selection

Dinamik verim tüm tahvil oranları için 0,94'dür

Giriş devri (n<sub>1</sub>) = 1400 d/d

Çıkış devri n <sub>2</sub> [d/d]	Tahvil i	Motor gücü P <sub>1M</sub> [kW]	Çıkış momenti M <sub>2M</sub> [Nm]	Servis Faktörü f.s.	Nominal Güç P <sub>1R</sub> [kW]	Nominal Moment M <sub>2R</sub> [Nm]	Uygun B5 motor flanşları				Uygun B14 motor flanşları			Çıkış mil çapı Ø	Tahvil kodu
							-B	-C	-D	-E	-Q	-R	-T		
							63	71	80	90	71	80	90		
24.7	<b>56.76</b>	0.55	201	1.2	0.69	250	B				C	C		191311	01
21.3	<b>65.79</b>	0.55	233	1.1	0.59	250	B				C	C		171311	02
18.1	<b>77.23</b>	0.55	274	0.9	0.50	250	B				C	C		151311	03
16.0	<b>87.23</b>	0.37	207	1.2	0.45	250	B				C	C		19138	04
15.2	<b>92.18</b>	0.37	219	1.1	0.42	250	B				C	C		131311	05
13.9	<b>100.47</b>	0.37	238	1.0	0.39	250	B				C	C		19811	06
12.0	<b>116.45</b>	0.37	276	0.9	0.33	250	B				C	C		17811	07
11.1	<b>125.82</b>	0.25	201	1.2	0.31	250	B				C	C		101311	08
9.9	<b>141.66</b>	0.25	227	1.1	0.28	250	B				C	C		13138	09
8.6	<b>163.16</b>	0.25	261	1.0	0.24	250	B				C	C		13811	10
7.8	<b>178.96</b>	0.18	219	1.1	0.22	250	B				C	C		1788	11
7.2	<b>193.36</b>	0.18	237	1.1	0.20	250	B				C	C		10138	12
6.5	<b>216.84</b>	0.18	265	0.9	0.18	250	B				C	C		71311	13
5.5	<b>252.36</b>	0.12	200	1.3	0.15	250	B				C	C		9138	14
4.8	<b>290.67</b>	0.12	230	1.1	0.13	250	B				C	C		9811	15
4.2	<b>333.23</b>	0.12	263	0.9	0.12	250	B				C	C		7138	16
3.6	<b>383.82</b>	0.12	303	0.8	0.10	250	B				C	C		7811	17
3.1	<b>446.70</b>	0.12*	353	0.7	0.09	250	B				C	C		988	18
2.4	<b>589.85</b>	0.12*	466	0.5	0.07	250	B				C	C		788	19

Uygun Motor Flanşları  
Motor Flanges Available

B) Burç ile montaj yapılabilir  
Supplied with Reduction Bushing

B) Burç Kullanılmadan Montajı Yapılabilir  
Available on Request without Reduction Bushing

C) Terminal Kutusu flanş pozisyonu  
Motor Flange Holes Position

**TR** X53A Redüktörler ömürlük sentetik yağ ile yağlanmıştır ve bakım gerektirmez. Tablo 1'de uygun yağlar ve yağ miktarları tanımlanmıştır. Tablo 2'de izin verilebilir radyal ve eksenel yük değerleri tanımlanmıştır.

**EN** Unit X53A is supplied with synthetic oil for lifetime lubrication, no maintenance is necessary. See table 1 for lubrication and recommended quantity. In table 2 please see possible radial loads and axial loads on the gearbox.

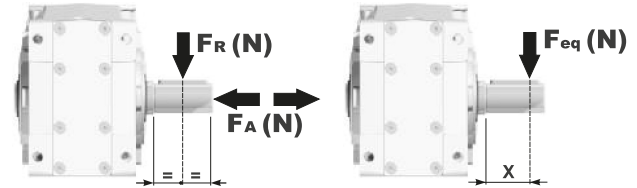
Standart	Diğer montaj pozisyonlarını siparişte belirtiniz veya uygun miktarda yağ ekleyiniz. For these mounting position specify in the order or add oil					
1.30 LT	1.55 LT	0.85 LT	1.45 LT	2.10 LT	1.25 LT	0.95 LT
AGIP Telium VSF 320			SHELL Omala S4 WE 320			

Daha fazla ayrıntı için internet sitemizi inceleyiniz. **Tablo 1**  
For all details on lubrication and plugs check our website

### RADYAL VE EKSENEL YÜKLER / RADIAL AND AXIAL LOADS

Çıkış Mili  
Output Shaft

$$F_{eq} = F_R \cdot \frac{61.5}{X+31}$$



n <sub>2</sub> [d/d]	FA	FR	n <sub>2</sub> [d/d]	FA	FR	n <sub>2</sub> [d/d]	FA	FR
250	600	3000	75	820	4100	15	1660	8300
150	700	3500	50	960	4800			
100	800	4000	25	1350	6750			

**FR** isteğe bağlı olarak radyal ve eksenel yükleri karşılamak için güçlendirilmiş rulman opsiyonu.  
On request reinforced bearings to increase loads.

Giriş Mili  
Input Shaft

n <sub>1</sub> [d/d]	FA [N]	FR [N]
1400	400	2000
900	440	2200
500	440	2200

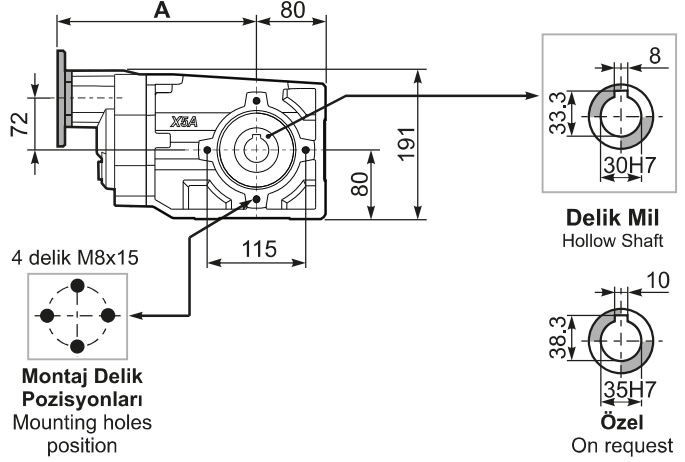
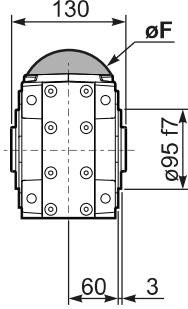
\*DX yönünde eksenel yüke izin verilmez  
Strong axial loads in the DX direction are not allowed.

Tablo 2

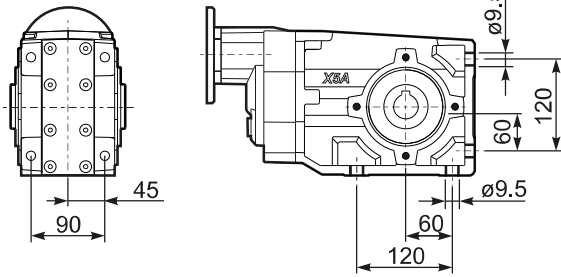
**PX53AC...** Standart redüktör  
Basic gearbox

Ağırlık  
Gearbox weight **12.65 kg**

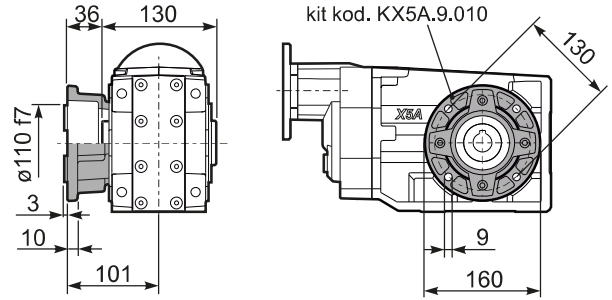
M. flanşları	Kit Kodu	øF	A
<b>63B5</b>	K063.4.041	140	246
<b>71B5</b>	K063.4.042	160	244
<b>80/90B5</b>	K063.4.043	200	246
<b>71B14</b>	K063.4.047	105	244
<b>80B14</b>	K063.4.046	120	246
<b>90B14</b>	K063.4.041	140	246



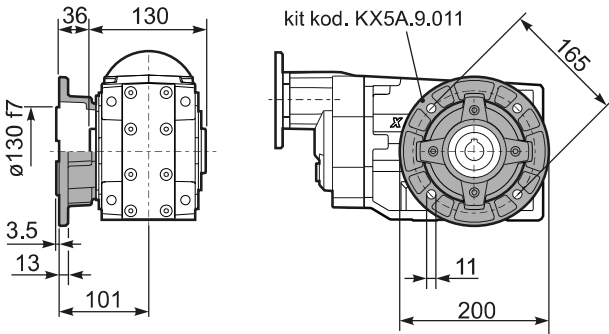
**PX53A...FB..** Ayak  
Feet



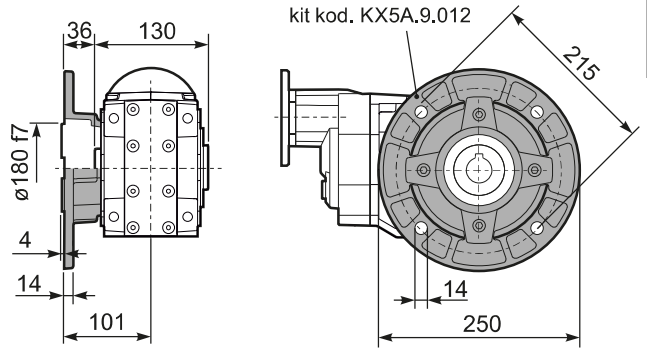
**PX53A...-F2..** Çıkış Flanşı  
Output Flange



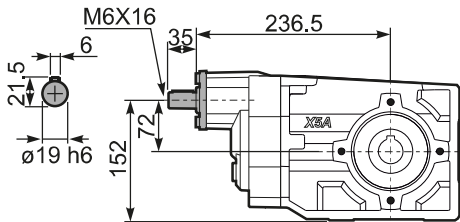
**PX53A...-F3..** Çıkış Flanşı  
Output Flange



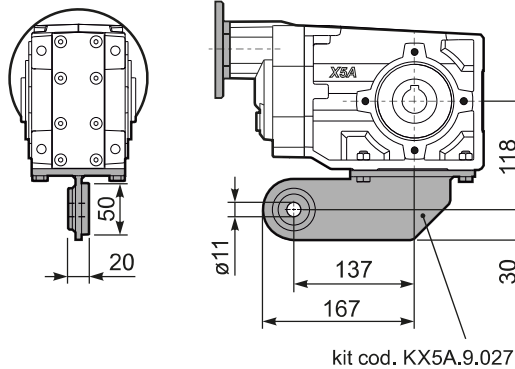
**PX53A...-F4..** Çıkış Flanşı  
Output Flange



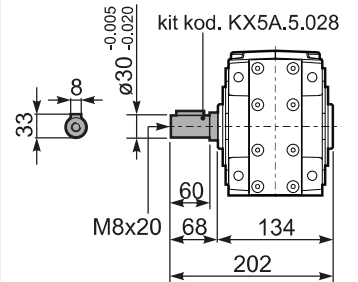
**RX53A...** Giriş Mili  
Input Shaft



**PX53A...BR..** Tork Kolu  
Reaction Arm



**PX53AA..** Tek Çıkış Mili  
Single Output Shaft





## HIZLI SEÇİM / Quick Selection

Dinamik verim tüm tahvil oranları için 0,96'dır

Giriş devri (n<sub>1</sub>) = 1400 d/d

Çıkış devri n <sub>2</sub> [d/d]	Tahvil i	Motor gücü P <sub>1M</sub> [kW]	Çıkış momenti M <sub>2M</sub> [Nm]	Servis Faktörü f.s.	Nominal Güç P <sub>1R</sub> [kW]	Nominal Moment M <sub>2R</sub> [Nm]	Uygun B5 motor flanşları					Uygun B14 motor flanşları				Çıkış mil çapı Ø	Tahvil kodu	
							-C	-D	-E	-F	-G	-R	-T	-U	-V			
							71	80	90	100 112	132	80	90	100 112	132			
232	6.03	5.5	211	1.1	6.1	240	B										3011	01
151	9.26	4	238	1.1	4.5	270	B										308	02
123	11.36	4	291	1.2	4.7	350	B										2011	03
91	15.36	4	394	1.0	3.8	385	B										1611	04
80	17.46	4	448	0.9	3.5	400	B										208	05
70	19.97	3	386	1.1	3.1	410	B										1311	06
59	23.60	3	456	0.9	2.7	410	B										168	07
57	24.45	3	472	0.9	2.6	410	B										1111	08
45.6	30.69	2.2	436	0.9	2.0	410	B										138	09
39.6	35.35	1.5	346	1.2	1.8	410	B										811	10
37.3	37.57	1.5	368	1.1	1.7	410	B										118	11
28.8	48.68	1.1	348	1.0	1.1	365	B										611	12
25.8	54.33	1.1	389	1.1	1.2	410	B										88	13
18.7	74.81	0.75	367	1.0	0.73	360	B										68	14

Uygun Motor Flanşları  
Motor Flanges Available

B) Burç ile montaj yapılabilir  
Supplied with Reduction Bushing

B) Burç Kullanılmadan Montajı Yapılabilir  
Available on Request without Reduction Bushing

C) Terminal Kutusu flanş pozisyonu  
Motor Flange Holes Position

**TR** X62A Redüktörler ömürlük sentetik yağ ile yağlanmıştır ve bakım gerektirmez. Tablo 1'de uygun yağlar ve yağ miktarları tanımlanmıştır. Tablo 2'de izin verilebilir radyal ve eksenel yük değerleri tanımlanmıştır.

**EN** Unit X62A is supplied with synthetic oil for lifetime lubrication, no maintenance is necessary. See table 1 for lubrication and recommended quantity. In table 2 please see possible radial loads and axial loads on the gearbox.

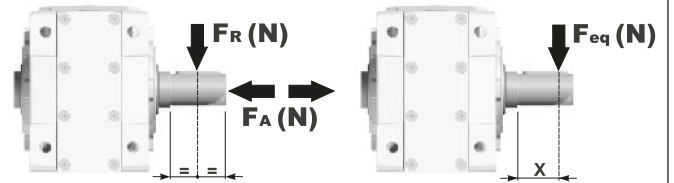
Standart	Diğer montaj pozisyonlarını siparişte belirtiniz veya uygun miktarda yağ ekleyiniz. For these mounting position specify in the order or add oil					
1.25 LT	1.70 LT	0.95 LT	1.60 LT	2.45 LT	1.50 LT	1.10 LT
AGIP Telium VSF 320			SHELL Omala S4 WE 320			

Daha fazla ayrıntı için internet sitemizi inceleyiniz. **Tablo 1**  
For all details on lubrication and plugs check our website

## RADYAL VE EKSENEL YÜKLER / RADIAL AND AXIAL LOADS

Çıkış Mili  
Output Shaft

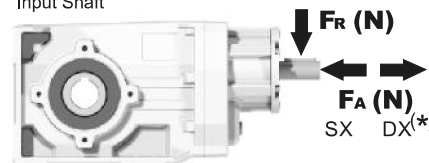
$$F_{eq} = F_R \cdot \frac{69}{X+39}$$



n <sub>2</sub> [d/d]	FA	FR	n <sub>2</sub> [d/d]	FA	FR	n <sub>2</sub> [d/d]	FA	FR
250	600	3000	75	890	4450	15	1660	8300
150	700	3500	50	1140	5700			
100	780	3900	25	1330	6650			

FR isteğe bağlı olarak radyal ve eksenel yükleri karşılamak için güçlendirilmiş rulman opsiyonu.  
On request reinforced bearings to increase loads.

Giriş Mili  
Input Shaft



n <sub>1</sub> [d/d]	FA	FR
1400	450	2250
900	500	2500
500	600	3000

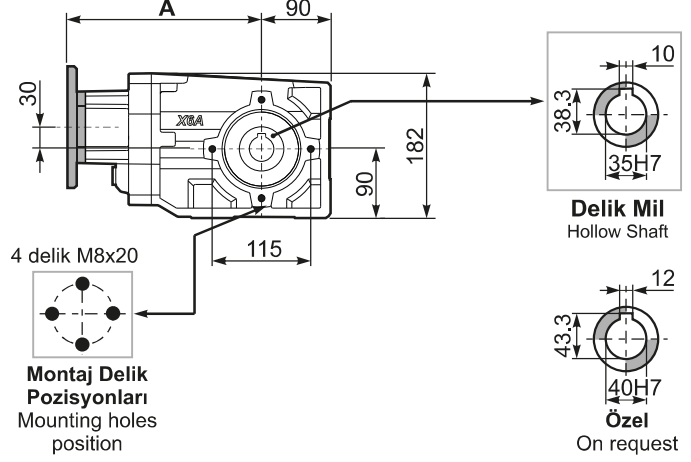
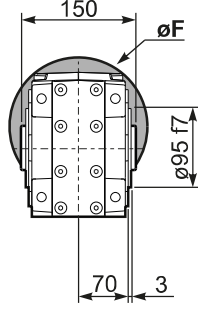
\*DX yönünde eksenel yüke izin verilmez.  
Strong axial loads in the DX direction are not allowed.

Tablo 2

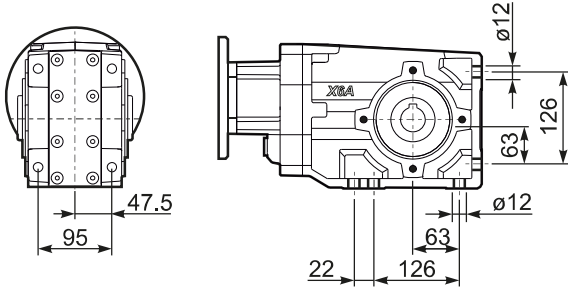
**PX62AC...** Standart redüktör  
Basic gearbox

Ağırlık  
Gearbox weight **15.80 kg**

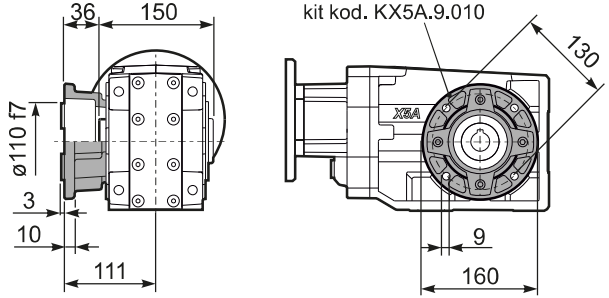
M. flanşları	Kit Kodu	øF	A
71B5	KC023.4.041	160	253
80/90B5	KC023.4.042	200	255
100/112B5	KC023.4.043	250	264
132B5	KC51.4.043	300	282
80B14	KC085.4.046	120	255
90B14	KC085.4.045	140	255
100/112B14	KC085.4.047	160	264
132B14	KC51.4.041	200	282



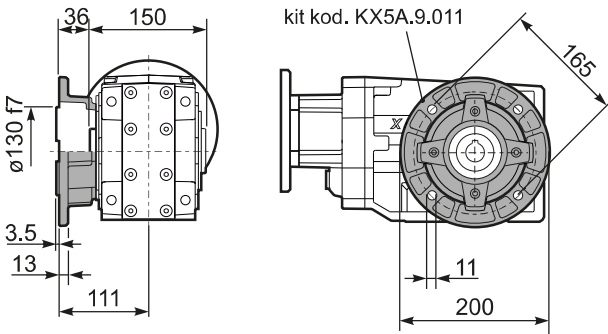
**PX62A...FB..** Ayak  
Feet



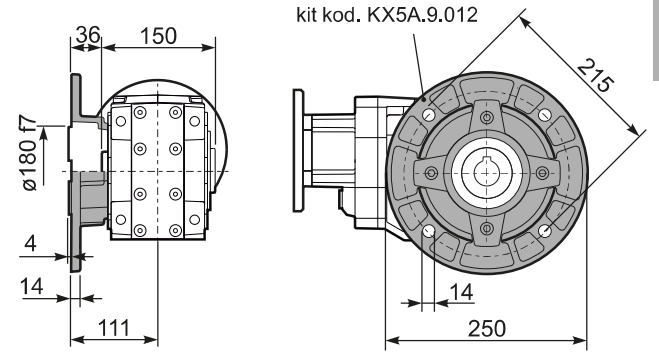
**PX62A...-F2..** Çıkış Flanşı  
Output Flange



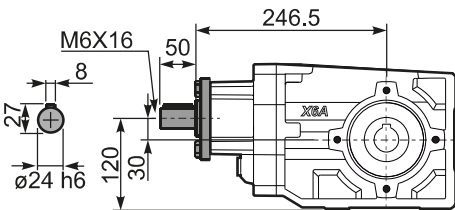
**PX62A...-F3..** Çıkış Flanşı  
Output Flange



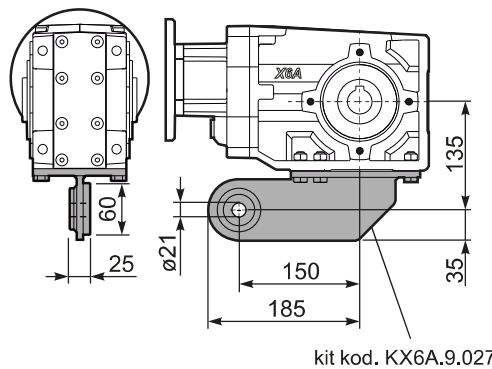
**PX62A...-F4..** Çıkış Flanşı  
Output Flange



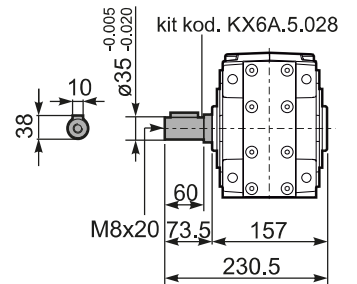
**RX62A...** Giriş Mili  
Input Shaft



**PX62A...BR..** Tork Kolu  
Reaction Arm



**PX62AA..** Tek Çıkış Mili  
Single Output Shaft





### HIZLI SEÇİM / Quick Selection

Dinamik verim tüm tahvil oranları için 0,94'dür

Giriş devri (n<sub>1</sub>) = 1400 d/d

Çıkış devri n <sub>2</sub> [d/d]	Tahvil i	Motor gücü P <sub>1M</sub> [kW]	Çıkış momenti M <sub>2M</sub> [Nm]	Servis Faktörü f.s.	Nominal Güç P <sub>1R</sub> [kW]	Nominal Moment M <sub>2R</sub> [Nm]	Uygun B5 motor flanşları				Uygun B14 motor flanşları			Çıkış mil çapı Ø	Tahvil kodu
							-B	-C	-D	-E	-Q	-R	-T		
							63	71	80	90	71	80	90		
24.7	<b>56.76</b>	1.1	398	1.0	1.1	410	B				C	C		191311	01
21.3	<b>65.79</b>	0.75	316	1.3	0.97	410	B				C	C		171311	02
18.1	<b>77.23</b>	0.75	371	1.1	0.83	410	B				C	C		151311	03
16.0	<b>87.23</b>	0.75	420	1.0	0.73	410	B				C	C		19138	04
15.2	<b>92.18</b>	0.75	443	0.9	0.69	410	B				C	C		131311	05
13.9	<b>100.47</b>	0.55	357	1.2	0.64	410	B				C	C		19811	06
12.0	<b>116.45</b>	0.55	413	1.0	0.55	410	B				C	C		17811	07
11.1	<b>125.82</b>	0.55	446	0.9	0.51	410	B				C	C		101311	08
9.9	<b>141.66</b>	0.37	336	1.2	0.45	410	B				C	C		13138	09
8.6	<b>163.16</b>	0.37	387	1.1	0.39	410	B				C	C		13811	10
7.8	<b>178.96</b>	0.37	424	1.0	0.36	410	B				C	C		1788	11
7.2	<b>193.36</b>	0.37	459	0.9	0.33	410	B				C	C		10138	12
6.5	<b>216.84</b>	0.25	347	1.2	0.29	410	B				C	C		71311	13
5.5	<b>252.36</b>	0.25	404	1.0	0.25	410	B				C	C		9138	14
4.8	<b>290.67</b>	0.25	465	0.9	0.22	410	B				C	C		9811	15
4.2	<b>333.23</b>	0.18	408	1.0	0.19	410	B				C	C		7138	16
3.6	<b>383.82</b>	0.18	470	0.9	0.17	410	B				C	C		7811	17
3.1	<b>446.70</b>	0.12	353	1.2	0.14	410	B				C	C		988	18
2.4	<b>589.85</b>	0.12	466	0.9	0.11	410	B				C	C		788	19

Uygun Motor Flanşları  
Motor Flanges Available

B) Burç ile montaj yapılabilir  
Supplied with Reduction Bushing

B) Burç Kullanılmadan Montajı Yapılabilir  
Available on Request without Reduction Bushing

C) Teminal Kutusu flanş pozisyonu  
Motor Flange Holes Position

**TR** X63A Redüktörler ömürlük sentetik yağ ile yağlanmıştır ve bakım gerektirmez. Tablo 1'de uygun yağlar ve yağ miktarları tanımlanmıştır. Tablo 2'de izin verilebilir radyal ve aksel yük değerleri tanımlanmıştır.

**EN** Unit X63A is supplied with synthetic oil for lifetime lubrication, no maintenance is necessary. See table 1 for lubrication and recommended quantity. In table 2 please see possible radial loads and axial loads on the gearbox.

Standart	Diğer montaj pozisyonlarını siparişte belirtiniz veya uygun miktarda yağ ekleyiniz. For these mounting position specify in the order or add oil					
1.80 LT	1.80 LT	1.05 LT	1.70 LT	2.60 LT	1.65 LT	1.30 LT
AGIP Telium VSF 320			SHELL Omala S4 WE 320			

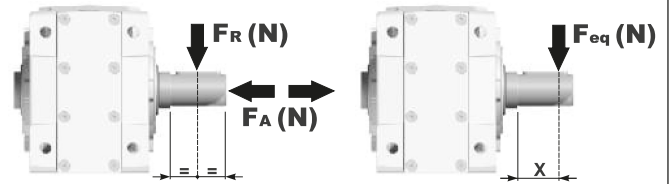
Daha fazla ayrıntı için internet sitemizi inceleyiniz.  
For all details on lubrication and plugs check our website.

Tablo 1

### RADYAL VE EKSENEL YÜKLER / RADIAL AND AXIAL LOADS

Çıkış Mili  
Output Shaft

$$F_{eq} = F_R \cdot \frac{69}{X+39}$$



n <sub>2</sub> [d/d]	FA	FR	n <sub>2</sub> [d/d]	FA	FR	n <sub>2</sub> [d/d]	FA	FR
250	600	3000	75	890	4450	15	1660	8300
150	700	3500	50	1140	5700			
100	780	3900	25	1330	6650			

**FR** İsteğe bağlı olarak radyal ve aksel yükleri karşılamak için güçlendirilmiş rulman opsiyonu.  
On request reinforced bearings to increase loads.

Giriş Mili  
Input Shaft

n <sub>1</sub> [d/d]	FA [N]	FR [N]
1400	400	2000
900	440	2200
500	440	2200

\*DX yönünde aksel yüke izin verilmez  
Strong axial loads in the DX direction are not allowed.

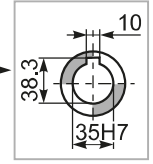
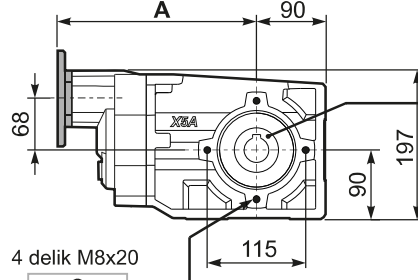
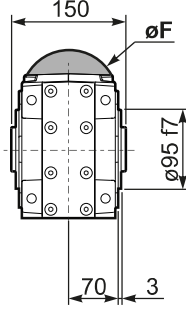
Tablo 2



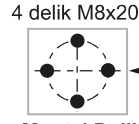
**PX63AC...** Standart redüktör  
Basic gearbox

Ağırlık  
Gearbox weight **15.98 kg**

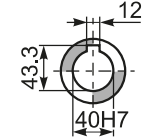
M. flanşları	Kit Kodu	øF	A
<b>63B5</b>	K063.4.041	140	265
<b>71B5</b>	K063.4.042	160	263
<b>80/90B5</b>	K063.4.043	200	265
<b>71B14</b>	K063.4.047	105	263
<b>80B14</b>	K063.4.046	120	265
<b>90B14</b>	K063.4.041	140	265



**Delik Mil**  
Hollow Shaft

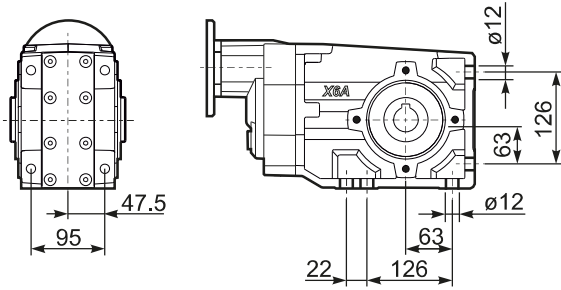


**Montaj Delik Pozisyonları**  
Mounting holes position

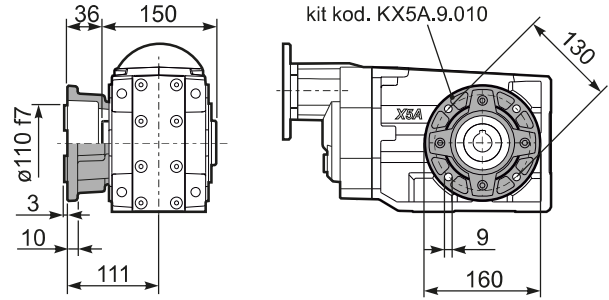


**Özel**  
On request

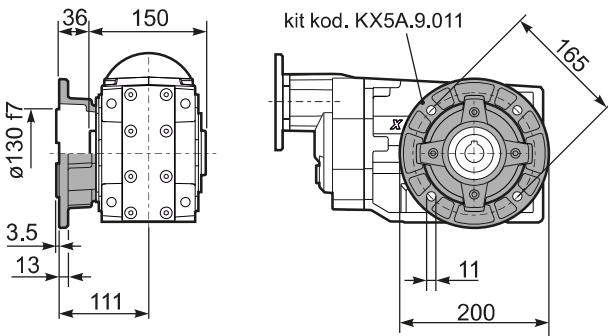
**PX63A...FB..** Ayak  
Feet



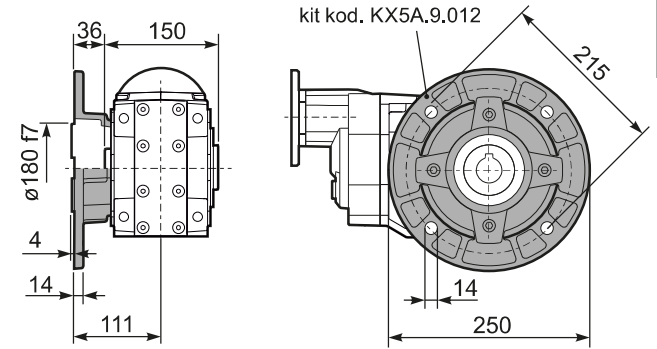
**PX63A...-F2..** Çıkış Flanşı  
Output Flange



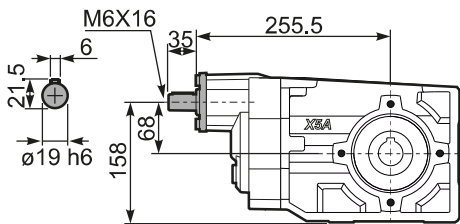
**PX63A...-F3..** Çıkış Flanşı  
Output Flange



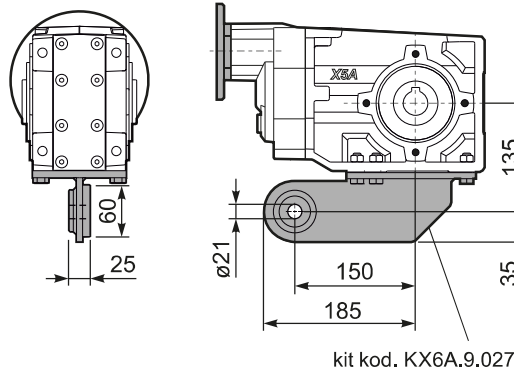
**PX63A...-F4..** Çıkış Flanşı  
Output Flange



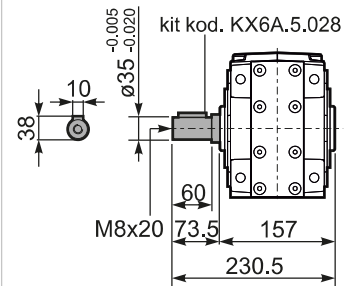
**RX63A...** Giriş Mili  
Input Shaft




**PX63A...BR..** Tork Kolu  
Reaction Arm



**PX63AA..** Tek Çıkış Mili  
Single Output Shaft

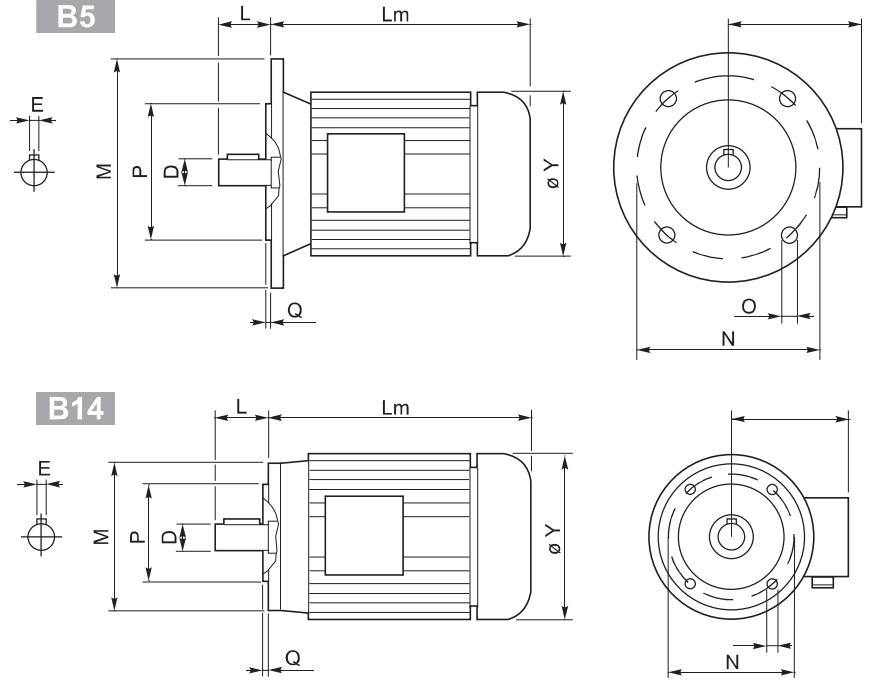






- 1) 230/400V - 50Hz 3 fazlı asenkron indüksiyon motoru
- 2) F klas izolasyon
- 3) S1
- 4) IP 55 koruma
- 5) Boyasız
- 6) Aktarım sırasında çıkış milini korumak için sert plastik kılıf

- 1) 230/400V - 50 Hz three-phase asynchronous induction motor
- 2) Class F insulation
- 3) S1 duty
- 4) IP 55 protection
- 5) Not painted
- 6) Hard plastic sleeve to protect output shaft during the transportation



**Dış ölçüler ve ağırlık üretici firmaya bağlı olarak farklılık gösterebilir**  
*Outside dimensions and weight may be different according to manufacturers*

	2 poli / poles			4 poli / poles			6 poli / poles			B5-B14					B5					B14					Kg	
	kW	Nm	A (400V)	kW	Nm	A (400V)	kW	Nm	A (400V)	D (mm)	E (mm)	L (mm)	Lm (mm)	Y (mm)	AD (mm)	P (mm)	N (mm)	M (mm)	O (mm)	Q (mm)	P (mm)	N (mm)	M (mm)	O (mm)		Q (mm)
56 A	0.09	0.32	0.38	0.06	0.44	0.27	—	—	—	9	3	20	179	108	96	80	100	120	7	2.5	50	65	80	M5	2.5	2.7
56 B	0.12	0.42	0.46	0.09	0.67	0.37	—	—	—	9	3	20	179	108	96	80	100	120	7	2.5	50	65	80	M5	2.5	2.9
63 A	0.18	0.63	0.60	0.12	0.84	0.50	0.09	0.99	0.57	11	4	23	185	120	99	95	115	140	9.5	3	60	75	90	M5	2.5	3.8
63 B	0.25	0.87	0.76	0.18	1.30	0.69	0.12	1.32	0.74	11	4	23	185	120	99	95	115	140	9.5	3	60	75	90	M5	2.5	4.2
71 A	0.37	1.30	1.00	0.25	1.70	0.91	0.18	1.90	0.80	14	5	30	-	130	104	110	130	160	9.5	3.5	70	85	105	M6	2.5	5.9
71 B	0.55	1.90	1.54	0.37	2.52	1.14	0.25	2.72	1.10	14	5	30	225	141	107	110	130	160	9.5	3.5	70	85	105	M6	2.5	6.5
80 A	0.75	2.60	1.85	0.55	3.77	1.51	0.37	3.84	1.18	19	6	40	256	159	127	130	165	200	11.5	3.5	80	100	120	M6	3	8.5
80 B	1.1	3.90	2.64	0.75	5.11	2.57	0.55	5.84	1.80	19	6	40	256	159	127	130	165	200	11.5	3.5	80	100	120	M6	3	10
90 S	1.5	5.00	3.31	1.1	7.45	2.78	0.75	7.92	2.32	24	8	50	-	170	135	130	165	200	11.5	3.5	95	115	140	M8	3	12.5
90 L	2.2	7.50	4.46	1.5	10.2	3.61	1.1	11.6	3.45	24	8	50	280	170	135	130	165	200	11.5	3.5	95	115	140	M8	3	15
100 LA	3.0	10.0	6.28	2.2	14.8	5.07	1.5	15.4	3.88	28	8	60	-	190	148	180	215	250	13	4	110	130	160	M8	3.5	20
100 LB	—	—	—	3.0	20.1	6.66	—	—	—	28	8	60	-	190	148	180	215	250	13	4	110	130	160	M8	3.5	22
112 M	4.0	13.4	8.10	4.0	26.7	8.55	2.2	22.6	5.30	28	8	60	321	210	164	180	215	250	13	4	110	130	160	M8	3.5	35
132 S	5.5	18.3	11.2	5.5	36.5	11.4	3.0	30.2	7.20	38	10	80	375	244	180	230	265	300	14	4	130	165	200	M10	4	41
	7.5	24.9	15.3																							51
132 M	—	—	—	7.5	49.4	15.0	4.0	40.0	9.13	38	10	80	420	244	180	230	265	300	14	4	130	165	200	M10	4	51
9	61.4	18.5	51																							
160 M	—	—	—	11	72	21.5	—	—	—	42	12	110	503	335	246	250	300	350	18	5	—	—	—	—	—	79.2
160 L	—	—	—	15	98	29	—	—	—	42	12	110	547	335	246	250	300	350	18	5	—	—	—	—	—	97.5
180 M	—	—	—	18.5	121	35.5	—	—	—	48	14	110	602	366	266	250	300	350	19	5	—	—	—	—	—	170
180 L	—	—	—	22	144	42	—	—	—	48	14	110	602	366	266	250	300	350	19	5	—	—	—	—	—	170
200 L	—	—	—	30	196	53	—	—	—	55	16	110	670	405	341	300	350	400	19	5	—	—	—	—	—	240
225 S	—	—	—	37	240	69	—	—	—	60	18	140	748	463	360	350	400	450	19	5	—	—	—	—	—	305
225 M	—	—	—	45	292	84	—	—	—	60	18	140	748	463	360	350	400	450	19	5	—	—	—	—	—	310





## DIĞER ÜRÜNLERİMİZ / OUR OTHER PRODUCT




Monoblok Paralel Millî Ağır Hizmet Redüktörleri  
MonoBlock Parallel Shaft Heavy Duty Gearboxes

Tahvil Oranı  
Ratio : 2,50-130

Nominal Moment  
Rated Torque : 2700-80.000 Nm

Çıkış Mili Çapı  
Output Shaft Diameter : 60-180 mm




Monoblok Ağır Hizmet Tipi Konik Helisel Dişli Redüktörleri  
MonoBlock Heavy Duty Type Bevel Helical Gearboxes

Tahvil Oranı  
Ratio : 6,00-130

Nominal Moment  
Rated Torque : 1750-73.000 Nm

Çıkış Mili Çapı  
Output Shaft Diameter : 60-180 mm




Monoblok Tek Vida Ekstruder Redüktörleri  
MonoBlock Single Screw Extruder Gearboxes

Tahvil Oranı  
Ratio : 6,30-25,0

Nominal Moment  
Rated Torque : 3.400-70.000 Nm

Çıkış Mili Çapı  
Output Shaft Diameter : 55-160 mm



H Serisi Tek Vida Ekstruder Redüktörleri  
H series Parallel Shaft Gearboxes

Tahvil Oranı  
Ratio : 2,65-680

Nominal Moment  
Rated Torque : 380-2100 Nm

Çıkış Mili Çapı  
Output Shaft Diameter : 35-40 mm




Sonsuz Vidali Redüktörleri  
Worm Gearboxes

Tahvil Oranı  
Ratio : 5,00-4080

Nominal Moment  
Rated Torque : 21-1550 Nm

Çıkış Mili Çapı  
Output Shaft Diameter : 14-50 mm



A-C Serisi Koaksiyel Redüktörleri  
A-C Series Coaxial Gearboxes

Tahvil Oranı  
Ratio : 1,30-480

Nominal Moment  
Rated Torque : 20-4600 Nm

Çıkış Mili Çapı  
Output Shaft Diameter : 14-70 mm



FA-FC Serisi Şaft Montajlı Redüktörleri  
FA-FC Series Shaft Mounted Gearboxes

Tahvil Oranı  
Ratio : 2,65-680

Nominal Moment  
Rated Torque : 150-2100 Nm

Çıkış Mili Çapı  
Output Shaft Diameter : 30-50 mm



X serisi Konik Helisel Redüktörleri  
X Series Helical Bevel Gearboxes

Tahvil Oranı  
Ratio : 4,83-821

Nominal Moment  
Rated Torque : 50-4600 Nm

Çıkış Mili Çapı  
Output Shaft Diameter : 20-70 mm



H Serisi Paralel Millî Redüktörleri  
H series Parallel Shaft Single Screw Extruder Gearboxes

Tahvil Oranı  
Ratio : 2,65-680

Nominal Moment  
Rated Torque : 380-2100 Nm

Çıkış Mili Çapı  
Output Shaft Diameter : 35-55 mm

# ZET

R e d ü k t ö r

## ZET Redüktör Sanayi ve Ticaret A.Ş.

### İSTANBUL MERKEZ OFİS / HEAD OFFICE

Uzunçayır Caddesi No:43  
D Blok No:3-4  
34722 - Hasanpaşa  
İstanbul - Türkiye

☎ +90 216 327 72 54 (2L pbx)  
☎ +90 216 326 06 79  
☎ +90 216 326 00 78

### ESKİŞEHİR FABRİKA / FACTORY

Organize Sanayi Bölgesi  
34. Cadde No:12  
26250 - OSB  
Eskişehir - Türkiye

☎ +90 222 236 20 17 (4L pbx)  
☎ +90 222 236 20 35

[www.zetreduktor.com](http://www.zetreduktor.com)